

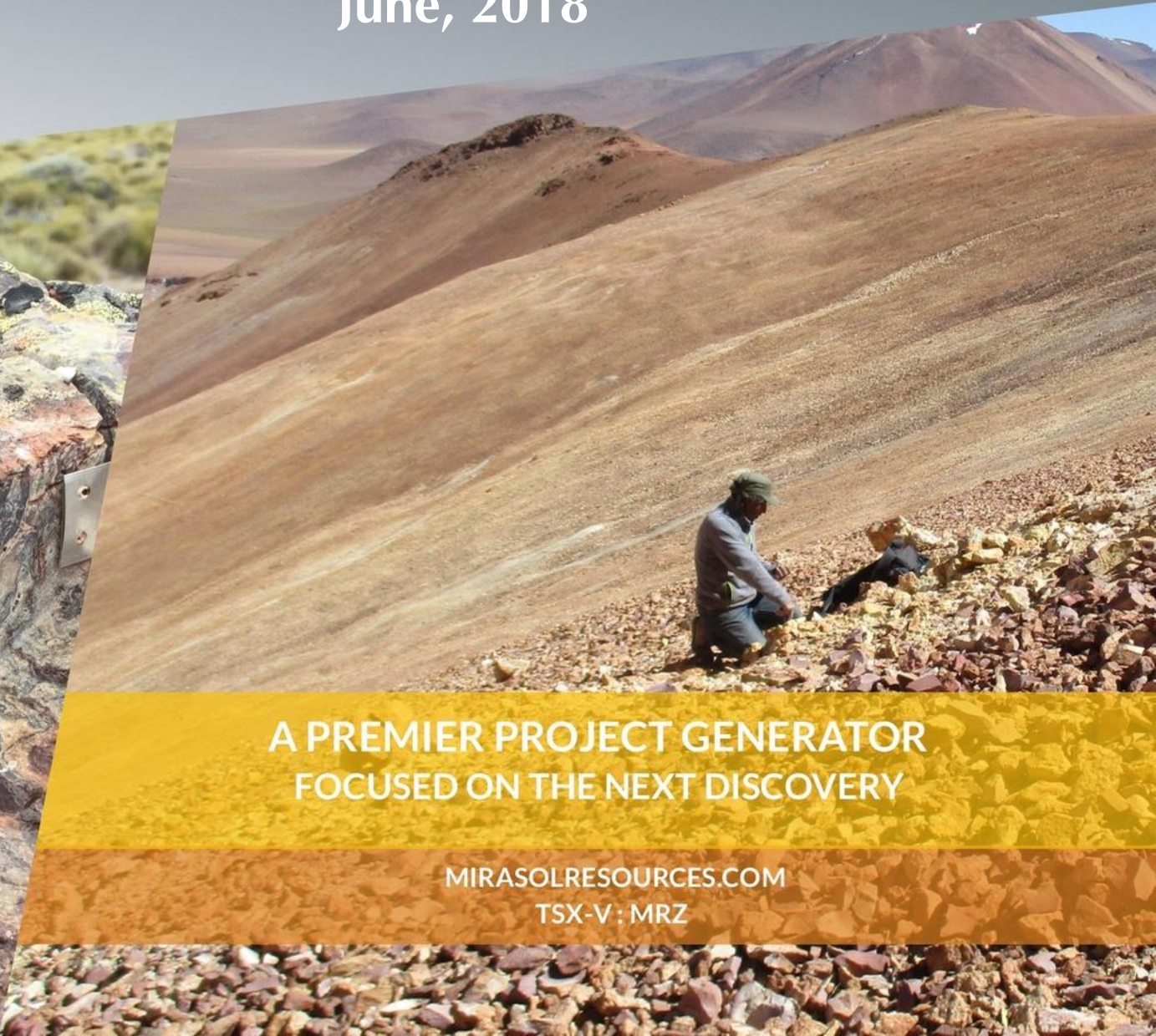


MIRASOL

RESOURCES LTD

Corporate and Strategy Update

June, 2018



**A PREMIER PROJECT GENERATOR
FOCUSED ON THE NEXT DISCOVERY**

MIRASOLRESOURCES.COM

TSX-V: MRZ

**For further information contact:
Stephen Nano / Jonathan Rosset**

MIRASOL RESOURCES

Cautionary Statement

This presentation contains certain statements that may be deemed “forward-looking statements”. All statements in this presentation, other than statements of historical fact, that address future operations, resource potential, exploration drilling, exploitation activities and events or developments that the Company expects to occur, are forward looking statements. Forward looking statements are statements that are not historical facts and are generally, but not always, identified by the words “expects”, “plans” “anticipates”, “believes”, “intends”, “estimates”, “projects”, “potential” and similar expressions, or that events or conditions “will”, “would”, “may”, “could” or “should” occur. Information inferred from the interpretation of drilling results and information concerning mineral resource estimates may also be deemed to be forward looking statements, as it constitutes a prediction of what might be found to be present when and if a project is actually developed. Although the Company believes the expectations expressed in such forward-looking statements are based on reasonable assumptions, such statements are not guarantees of future performance and actual results may differ materially from those in the forward-looking statements. Factors that could cause the actual results to differ materially from those in forward-looking statements include market prices, exploitation and exploration successes, and continued availability of capital and financing, and general economic, market or business conditions. Investors are cautioned that any such statements are not guarantees of future performance and actual results or developments may differ materially from those projected in the forward-looking statements. Forward looking statements are based on the beliefs, estimates and opinions of the Company’s management on the date the statements are made. The Company undertakes no obligation to update these forward-looking statements in the event that management’s beliefs, estimates or opinions, or other factors, should change, except as may be required by applicable law.

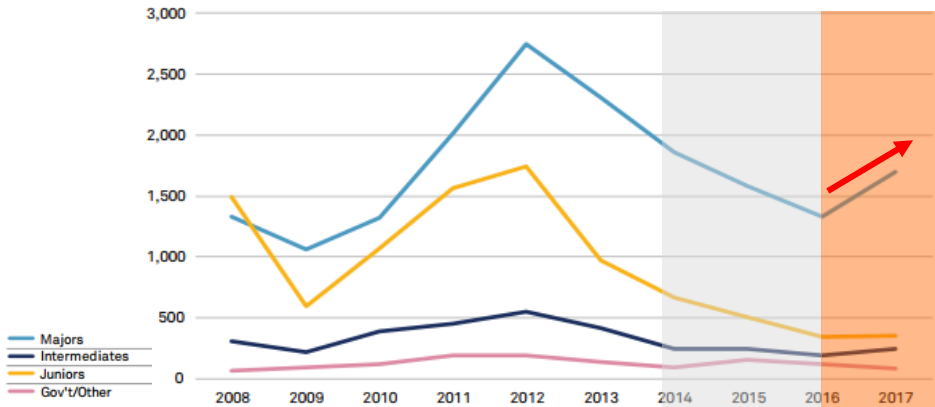
This presentation may use the term “indicated resource”. The Company advises investors that although this term is recognized and required by Canadian securities regulations (under National Instrument 43-101 “Standards of Disclosure for Mineral Projects”), however the US Securities and Exchange Commission does not recognize this term. Investors are cautioned not to assume that any part of or all of the mineral deposits in these categories will ever be converted into reserves.

All material project information in this presentation has been previously disclosed to the public by Mirasol.

Stephen Nano, President and CEO for the Company and a “Qualified Person” under National Instrument 43-101, has reviewed and approved the scientific and technical information in this presentation.

Upswing in Majors' Exploration Budgets and Improved Commodity Prices Fuels Demand for Quality Projects

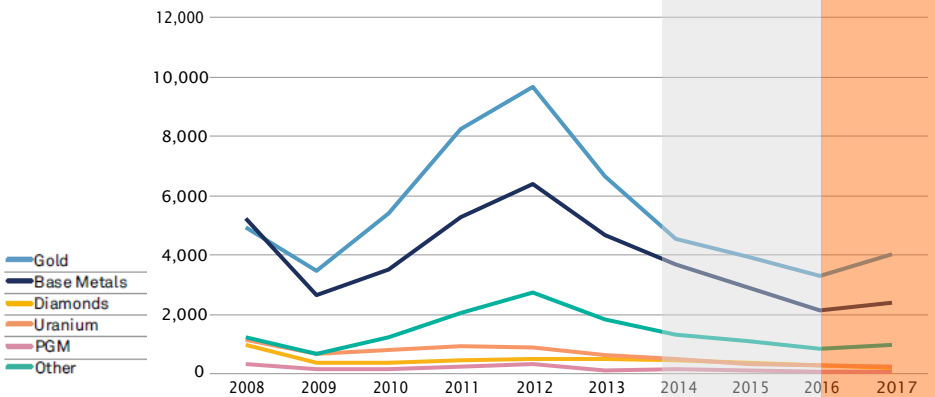
Exploration Budgets by Company Type, 2008 – 2017
Latin America, US\$M



→ 2017/2018: Upswing in exploration budgets of Majors and improving commodity prices fuels demand for quality projects

- Large portfolio of Gold / Copper / Silver Projects in Chile and Argentina
- Strong demand for quality exploration projects and Exploration teams

Exploration Budgets by Target, 2008 – 2017
US\$M



→ Mirasol is positioned to benefit from an expanded exploration strategy to accelerate drill testing of its gold / silver / copper portfolio

4 Strong Deals → All JV's with Funded to Production Option



Chile: Zeus – Newcrest Mining 2018

Chile: Altazor – Newcrest Mining 2017

Argentina: Claudia – OceanaGold 2017

Argentina: La Curva – OceanaGold 2017

10 Drill Ready Property Packages
Chile and Argentina

25 early stage pipeline projects



Partner-funded
exploration work:
FY 2017/2018

CAD \$10M

**Drilling:
9,000m**

Curva/Claudia/
Gorbea (pre-termination)

**+ Surface
Exploration**

Altazor/Zeus



Business Development
emphasis new JVs
+
Self funded Exploration
Strategy

→ Integrated Joint Venture Model and exploration strategy that combines:

- Self-funded drill testing of select Santa Cruz projects
- JV partner-funded drill testing of large-scale, high risk / high reward projects

→ Objective:

- Retain the Project Generator Model as a central pillar of the business philosophy
- Deliver aggressive exploration programs in both Chile and Argentina
- Accelerate the path to discovery and shareholder wealth creation
- Investigating drilling options to significantly reduce the cost of initial drill test

Chile Portfolio

Mio-Pliocene Au / Paleocene Au / Chile Cu

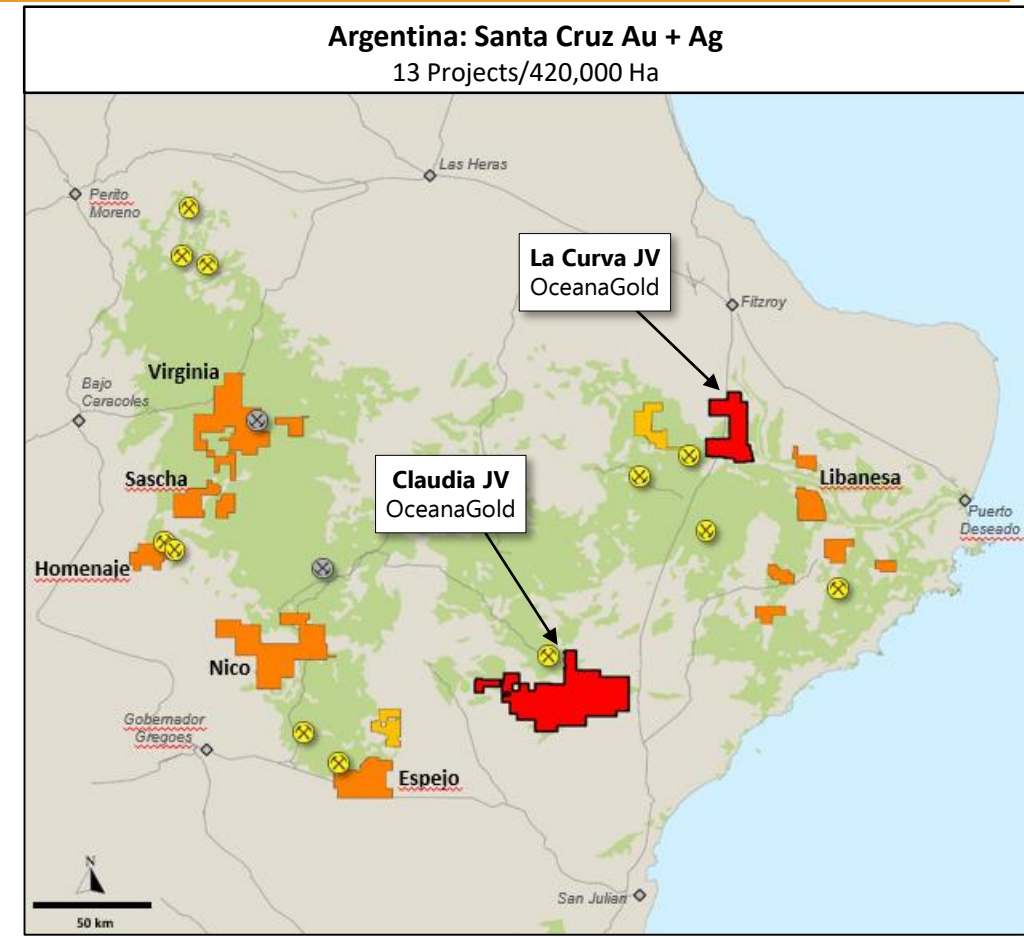
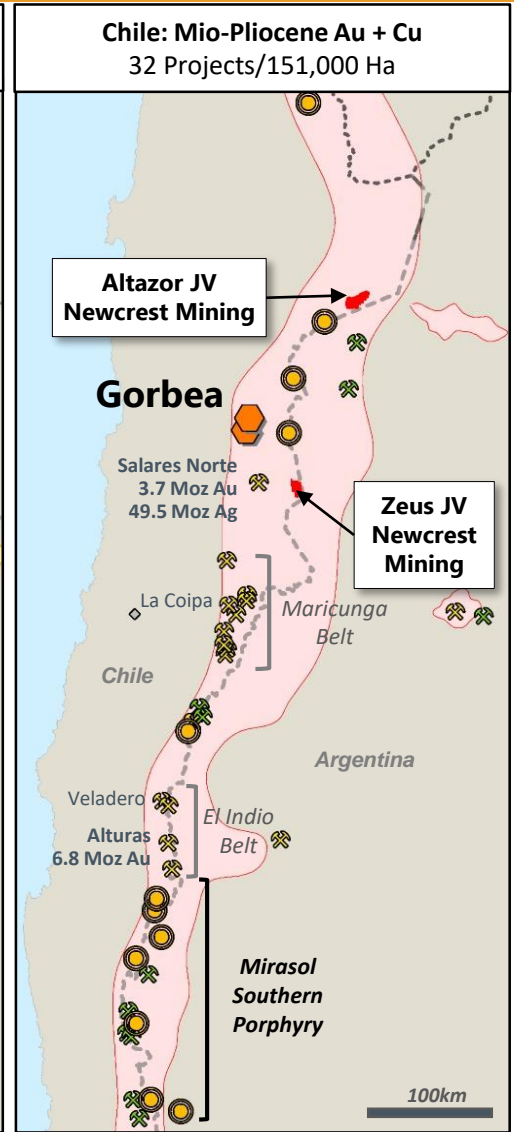
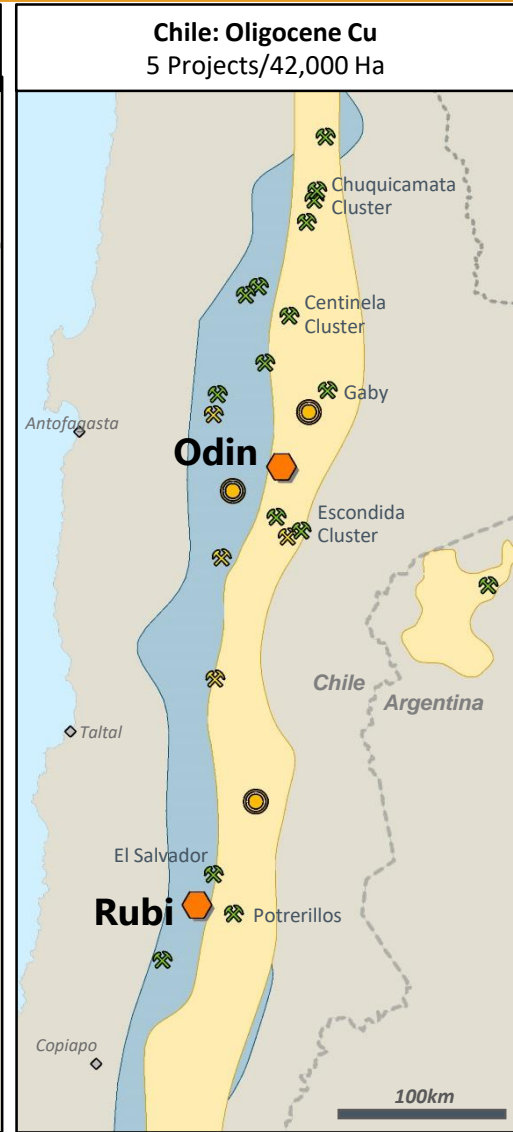
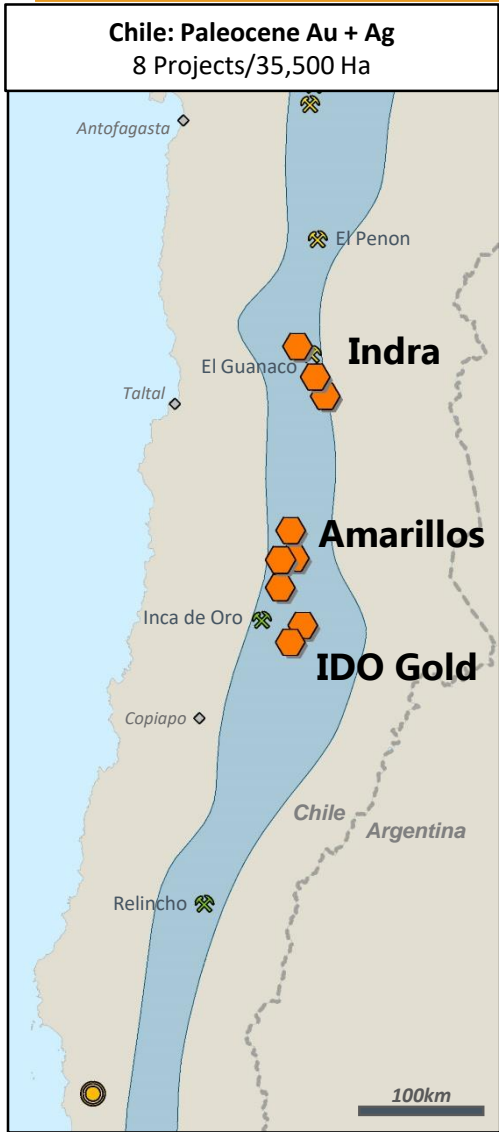
- JV Pipeline – Altazor / Zeus / Additional JVs
- Near Term News Flow and Potential for Discovery
- Mio-Pliocene Portfolio – JVs + Alliance generative program
 - Paleocene Gold Portfolio – JVs + Alliance generative program
 - Chile Copper portfolio – JV Partner search in progress

Argentina Portfolio

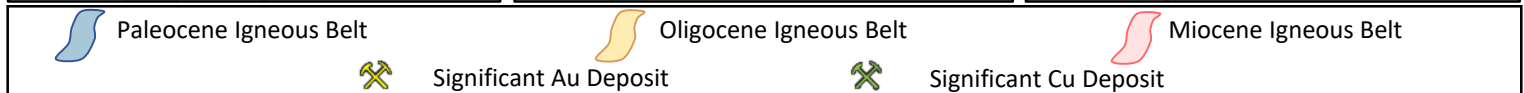
Santa Cruz Au + Ag Portfolio

- JV Pipeline – Claudia / La Curva / Additional JVs
- Drilling / Potential for Discovery / Near Term News Flow
- Santa Cruz Au+Ag self-funded exploration program: Nico, Libanesa, Virginia, Sascha
- Potential for 100% owned Discovery

Mirasol Projects: Extensive Au / Ag / Cu Portfolio In World Class Belts



- 4 strong Joint Ventures with producers: Altazor, Zeus, La Curva, Claudia Targeting large scale discoveries
- Extensive Portfolio of Drill Ready Projects in Chile and Argentina – Odin, Rubi, Gorbea, Nico, Virginia/Sascha, Homenaje/Espejo, Libanesa, Indra, Amarillos, IDO Gold
- Pipeline Projects includes leading position in the Prospective Mio-Pliocene mineral Belt



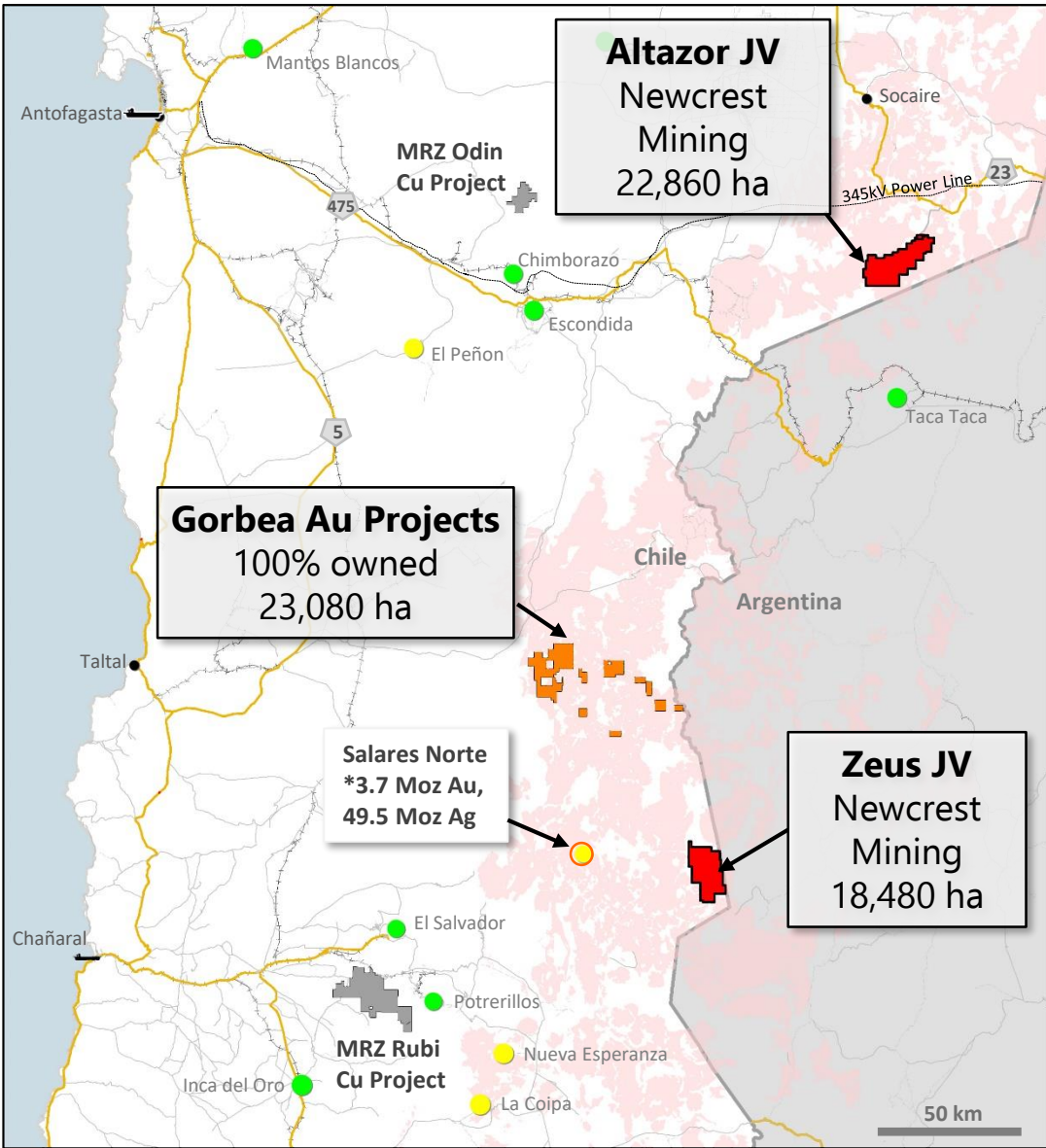


MIRASOL
RESOURCES LTD

Mirasol's Partner Funded Exploration

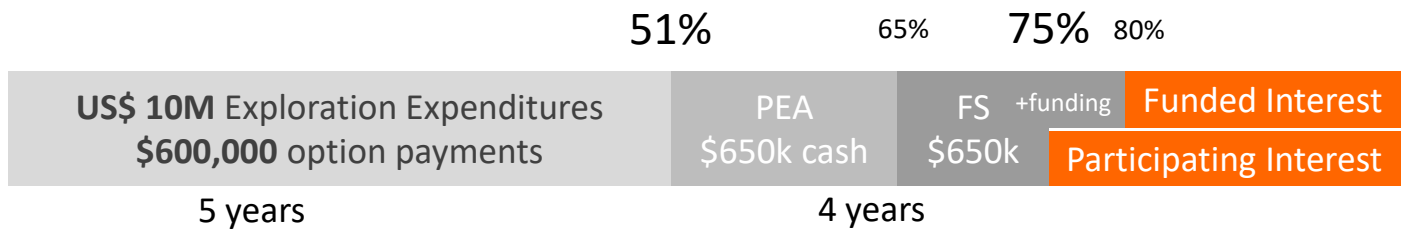


Chile: Newcrest Option and Farm-in Agreements HSE Gold projects

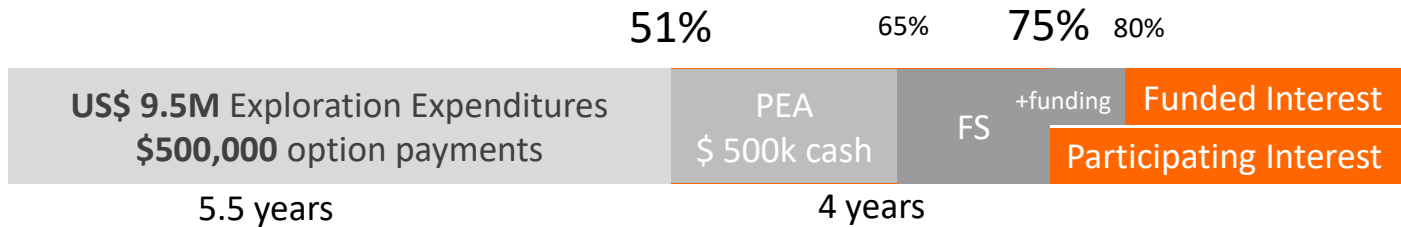


- New deals with Major Gold Producer
- Targeting district scale multi-million ounce High Sulfidation Epithermal (HSE) gold deposits

Altazor US\$ 1.5M spend over 12 months, 100k option payment



Zeus US\$ 1.5M spend over 18 months, 100k option payment



* Gold Fields Mineral Resource and Mineral Reserve Supplement to the Integrated Annual Report 2017.

Chile: Gorbea – 23,000 ha in 9 projects, drilling only at Atlas and Titan

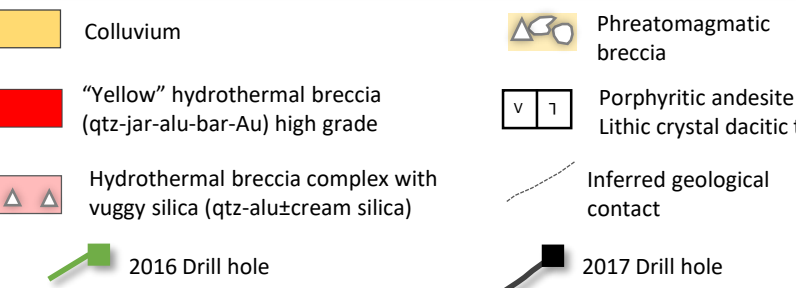
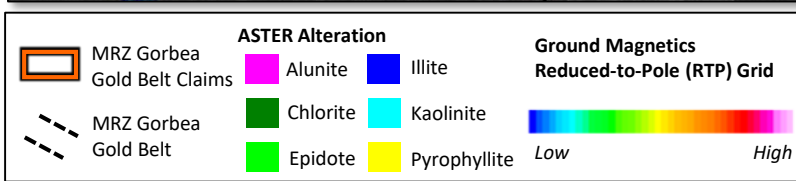
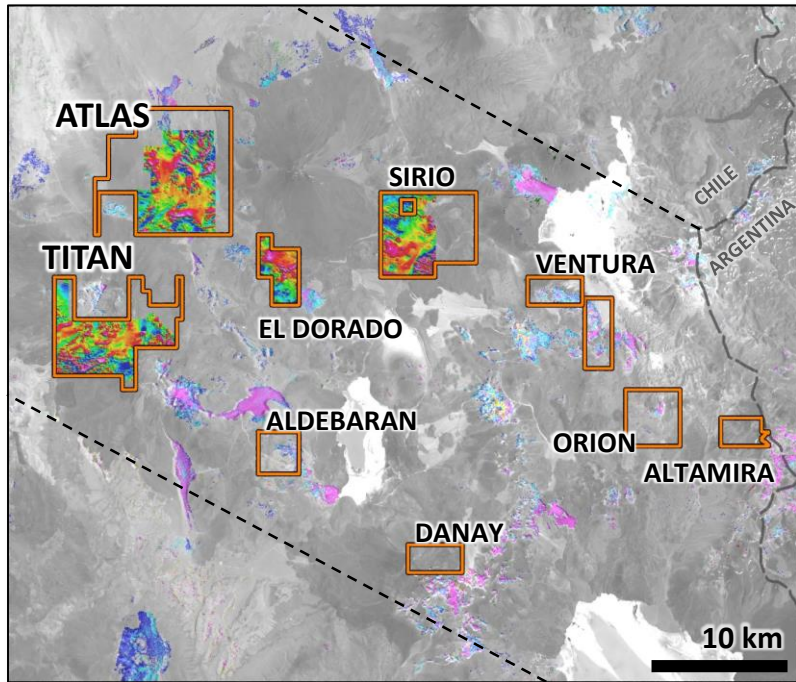
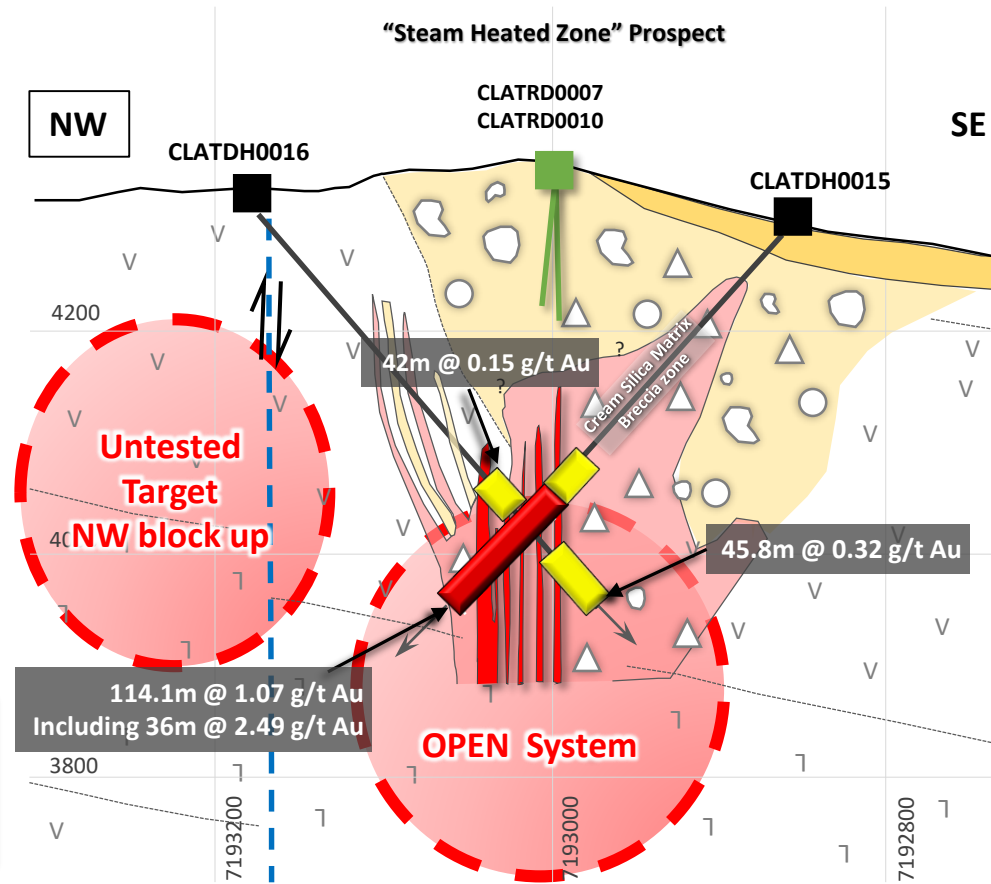


Figure Modified from: YAMANAGOLD



→ Previous JV Partner spend of US\$ 7.6M on the properties and 11,640 m drilled

→ 650 x 200 x 125 m body gold mineralization identified

→ 100% MRZ owned (no retained interest)

→ Confirmed presence of a large, deeply oxidized and strongly mineralized HSE gold system

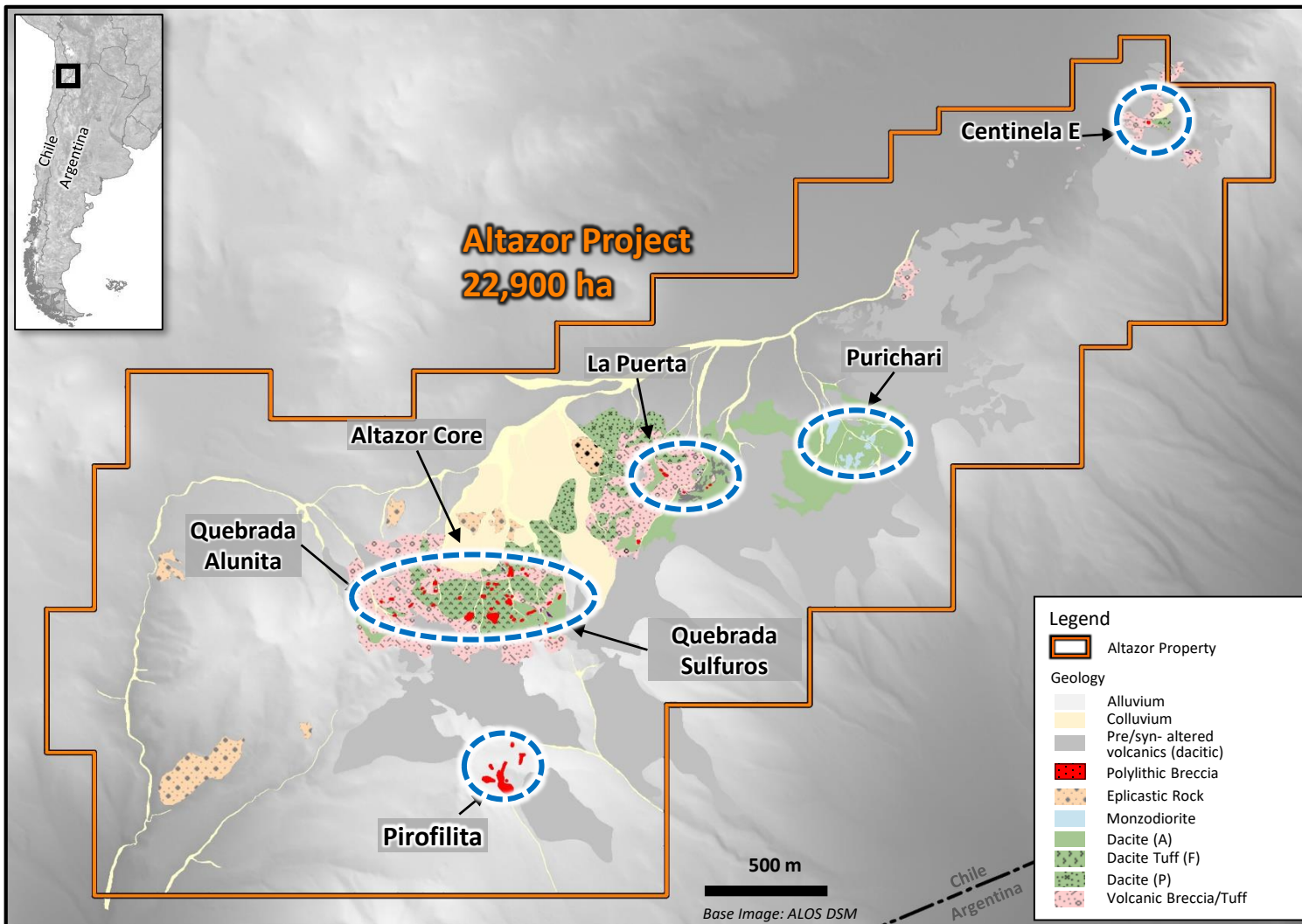
→ Large-area Au target in the prospective belt → Under-explored opportunity

→ Comprehensive review of data and new partner search initiated

Four drill intercepts outlined a 650 x 200 x 125 m body gold mineralization:

- CLATDH0015 – 114.1m @ 1.07g/t Au *incl. 36m @ 2.49 g/t Au*
- CLATRD0007 – 40m @ 1.38g/t Au and 17.9g/t Ag *incl. 28m @ 1.82g/t Au and 22.0g/t Ag*
- CLATRD0010 – 54m @ 0.35g/t Au and 5.5g/t Ag *incl. 10m @ 1.02g/t Au and 6.2g/t Ag*
- CLATDH0016 – 45.8m @ 0.32 g/t Au

Chile: Altazor Project – Newcrest Agreement Extensive Exploration Program in Progress



- Targeting multi-million ounce HSE gold deposit
- Initial partner funded US\$ 1.5M exploration program in progress

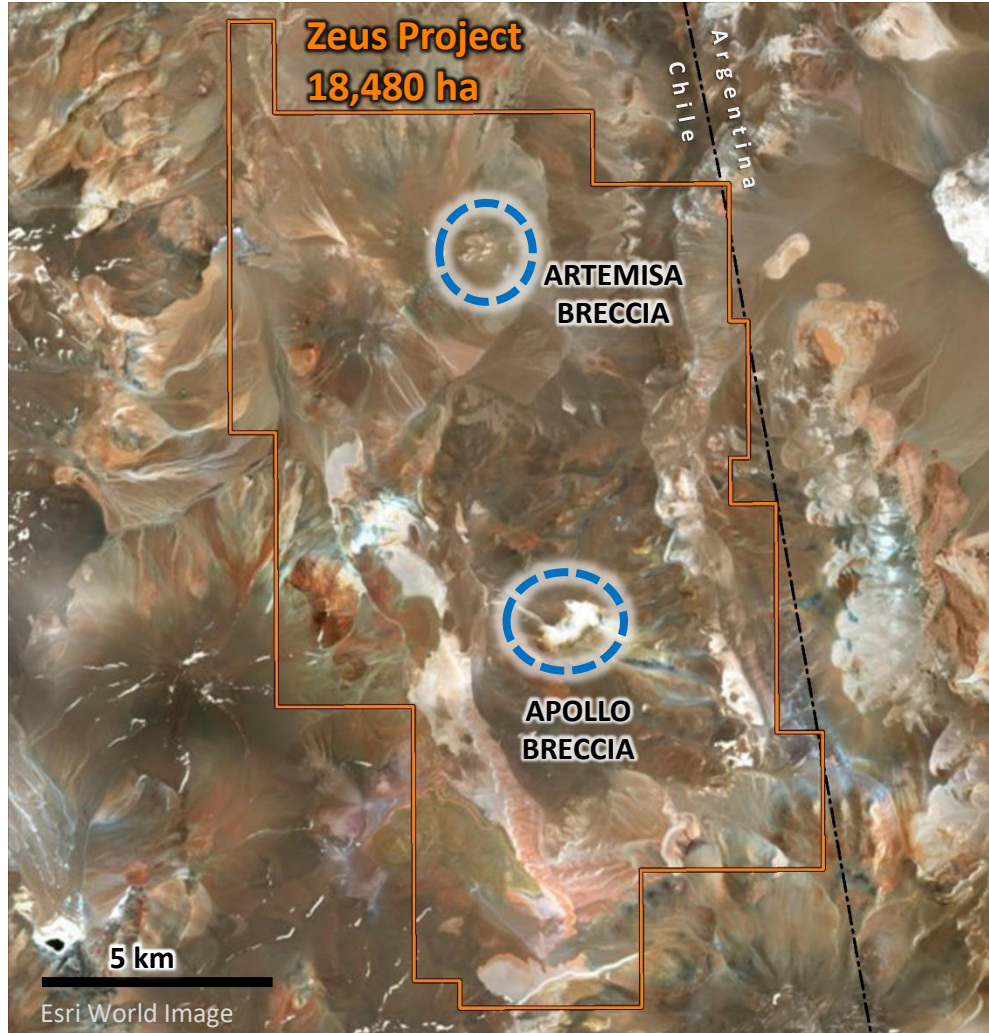
Characteristics


- 7.8 Ma in key “fertile” age bracket → Pascua, Veladero, Salares Norte giant HSE Gold Deposits
- Extensive (70km²) steam heated cap, advanced argillic alteration, silicification and local vuggy quartz
- Multiple breccia complexes mapped
- Anomalous gold, silver, copper, lead, zinc in prospective geological setting

Current Program: to the end of May 2018

- Detailed mapping and rock chip
- Systematic soil sampling geochemistry
- CoreScan alteration mapping
- Ground Magnetic coverage
- 66 line-km of Controlled Source Audio-Magnetotellurics (CSAMT) geophysics

Chile: Zeus Project – Newcrest Agreement Extensive Exploration Program in Progress



 Zeus 1st Floor claims

 Prospects

- Targeting multi-million ounce HSE gold deposit
- Initial partner funded US\$750,000 (from US\$ 1.5M committed) exploration program in progress

Characteristics

- 40 km ESE of the multimillion oz Gold Fields Salares Norte discovery
- Large-area Au target: 18,480 ha of contiguous claims
- Two breccia-hosted gold targets – the Artemisa and Apollo
- Gold grades from rock chip sampling of up to 1.28 g/t Au

Current Program: to the end of May 2018

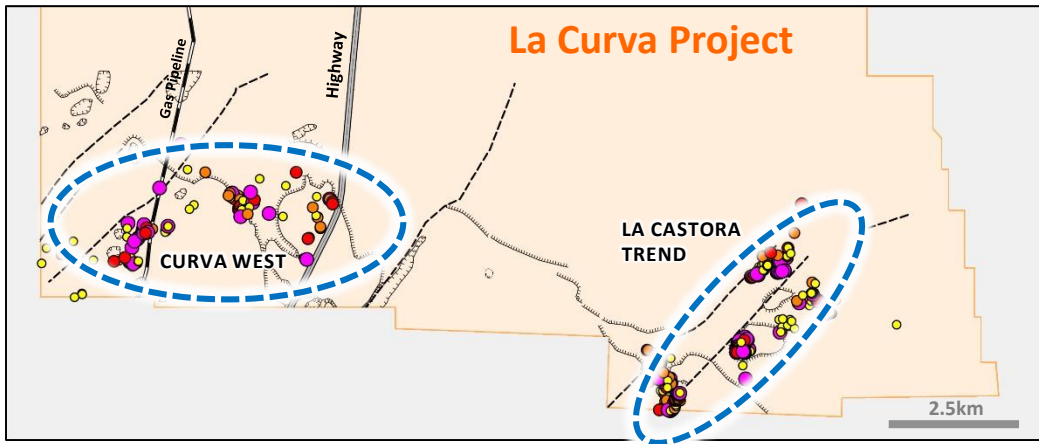
- Detailed mapping and rock chip
- Systematic soil sampling geochemistry
- CoreScan alteration mapping
- 32 line-km of CSAMT geophysics

Chile: US\$2.25 Million Partner Funded Field Programs in Progress

→ Altazor and Zeus HSE Gold planning October / November drilling

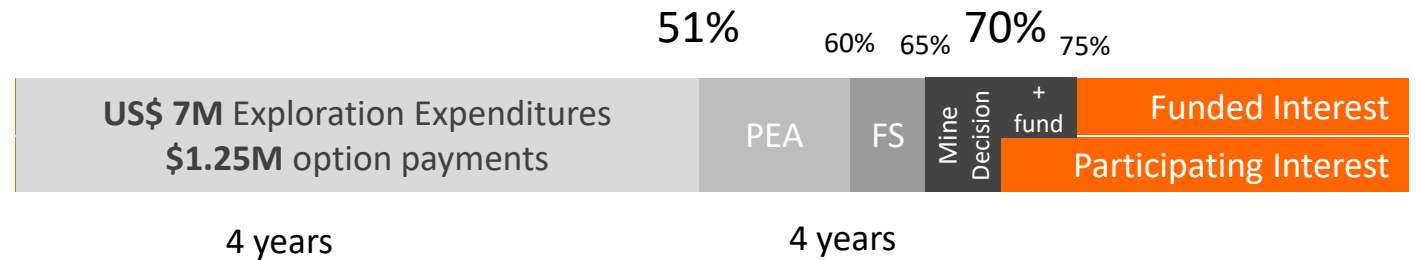


Argentina: OceanaGold – Option to JV LSE Gold + Silver Projects

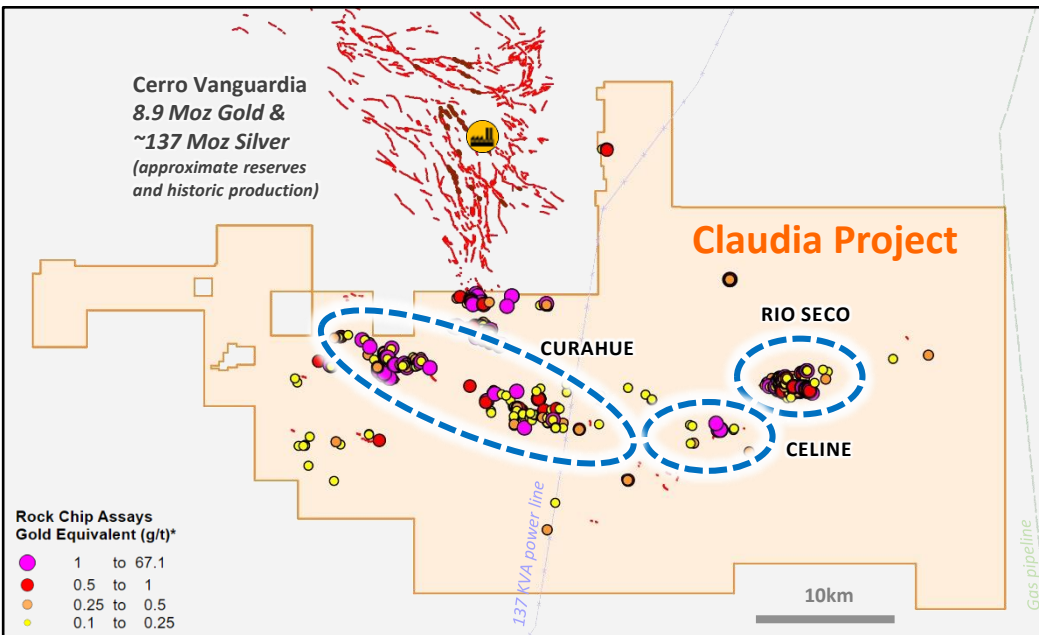
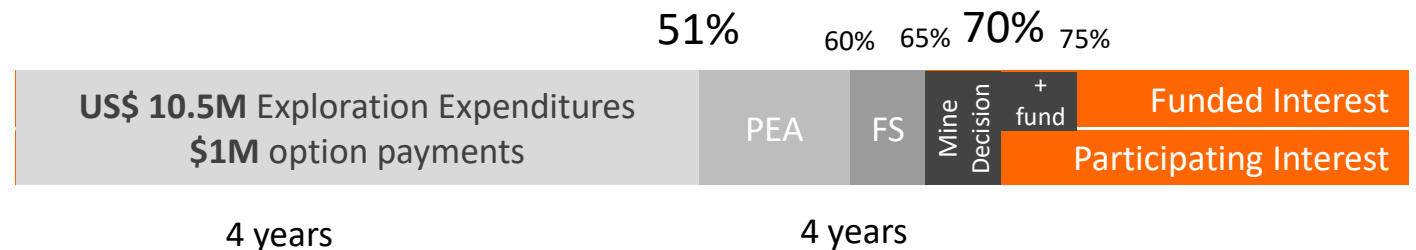


- Targeting Standalone high grade Gold and Silver deposits
- Combined committed US\$3M and approx. 6,000m of Drilling
- First Drilling program completed at La Curva: Results released Phase II Drill planning in Progress
- First Phase Drilling at Claudia in Progress

La Curva US\$ 1.25M spend, 3000m Drilling, 100k option payment



Claudia US\$ 1.75M spend, 3000m Drilling, 100k option payment



*Gold Equivalent = Gold + Silver / 60

Argentina: Claudia Drilling 2,500m Program Initiated – April 2018

Curva Phase II Drilling Being Planned

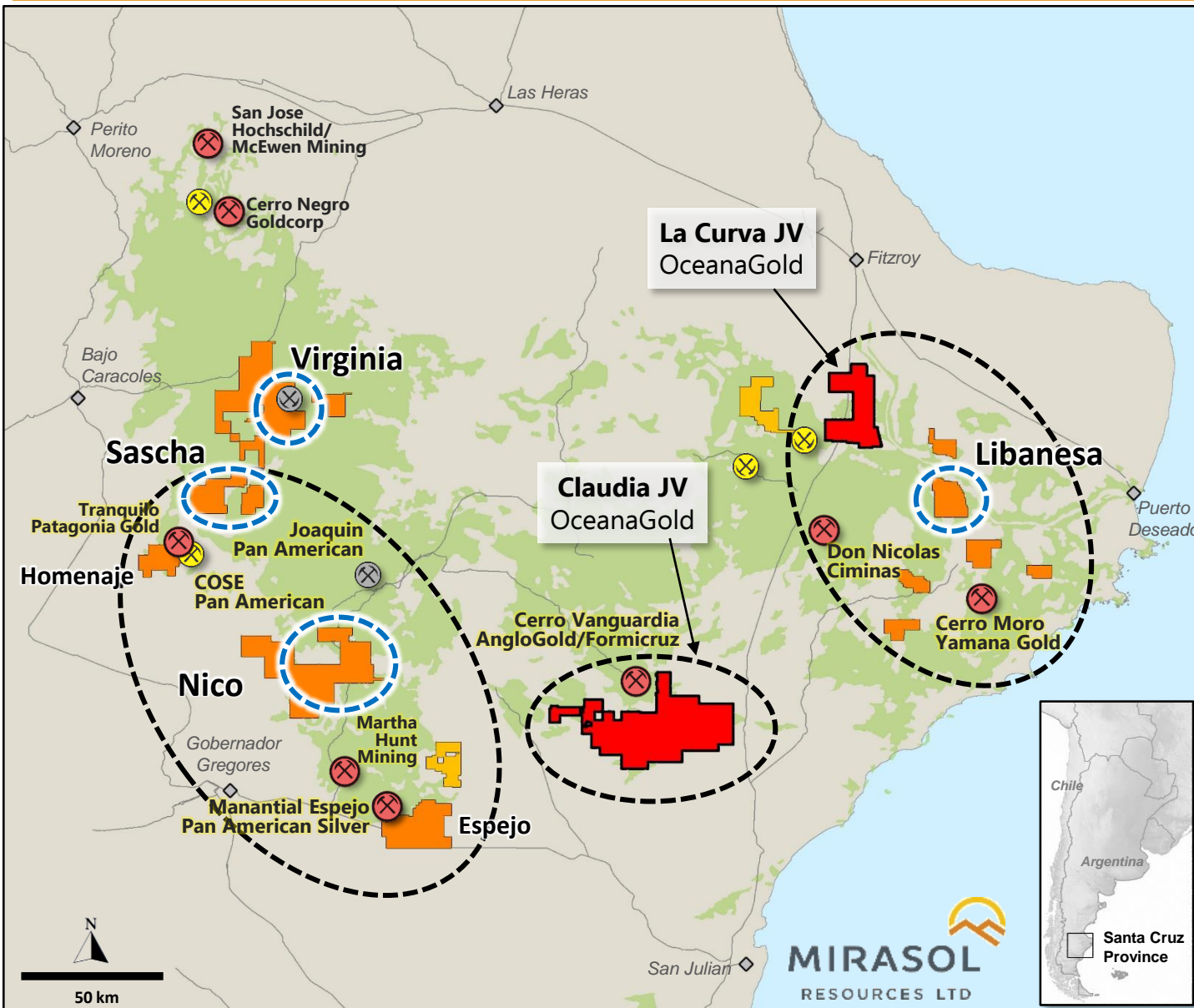




MIRASOL
RESOURCES LTD

Mirasol Owned Projects Not Under JV - Argentina

Argentina: Large Portfolio of High Grade Gold and Silver Projects



- 6 >> 8 Operating mines / mining friendly jurisdiction
- Mirasol's leading project portfolio in Santa Cruz with 13 Gold + Silver properties totalling 420,000 ha
 - 2 Strong JVs with OceanaGold
 - 4 additional projects with drill targets
- Mirasol has a track record of targeting / securing / delivering attractive, district-scale projects to metal producers
 - Understanding of the science and know-how to explore and operate in frontier locations
 - Combination of leading-edge, geoscience-driven approach and capacity to secure and hold ground in Argentina is a competitive advantage
- Infrastructure advantage with Mirasol projects within potential trucking distance to multiple operating mines

LEGEND			
MRZ Properties	⊗ Ag Mine/Resource	⊙ Projects with Drill targets	— Road
■ Under Joint Venture	⊗ Processing Plant	⊙ Trucking radius to operating mines	■ Jurassic Volcanics
■ JV/Drill Ready Pipeline	⊗ Au/Ag Mine/Resource		◆ Town

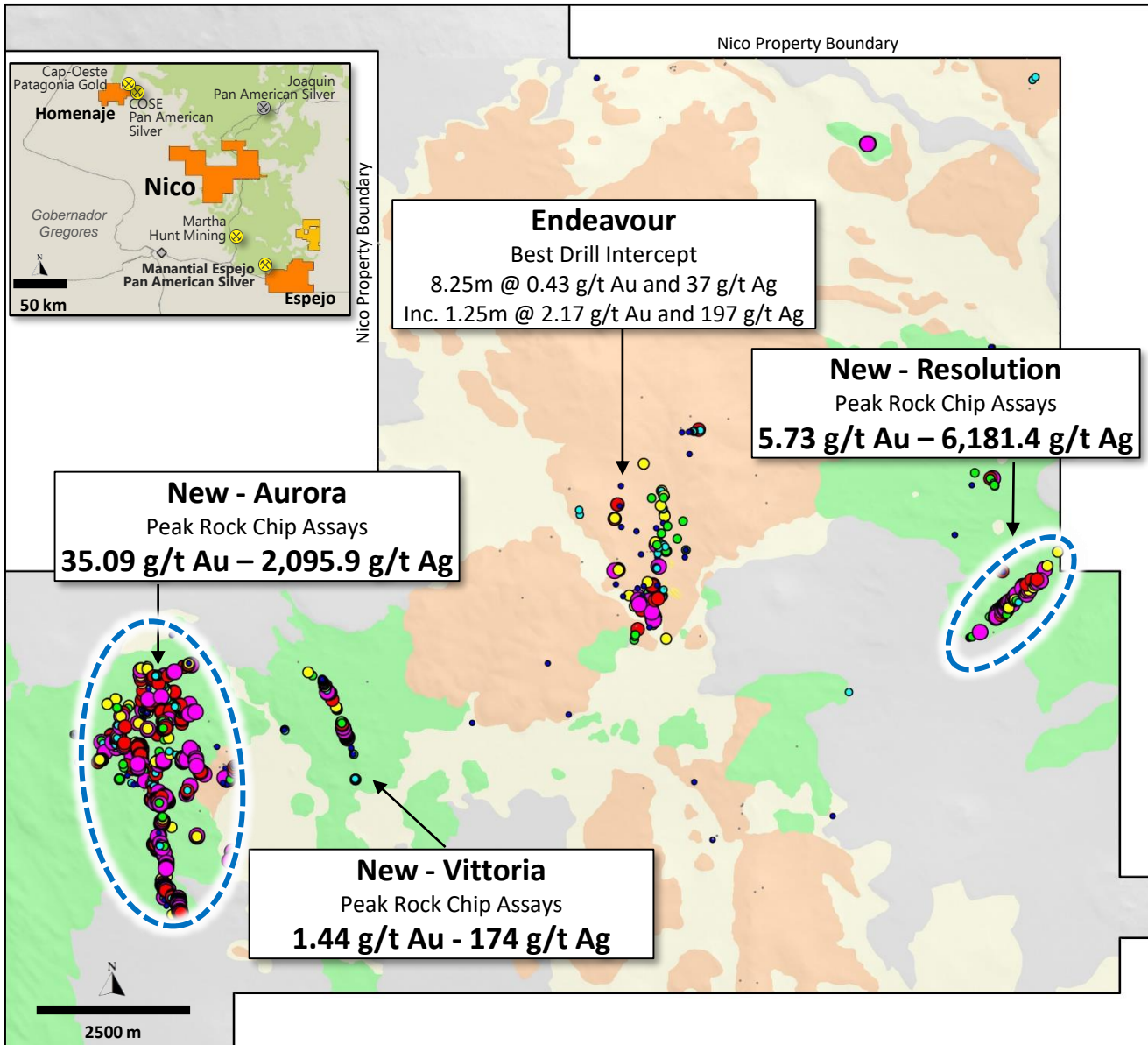


MIRASOL

RESOURCES LTD

Nico Au-Ag Project

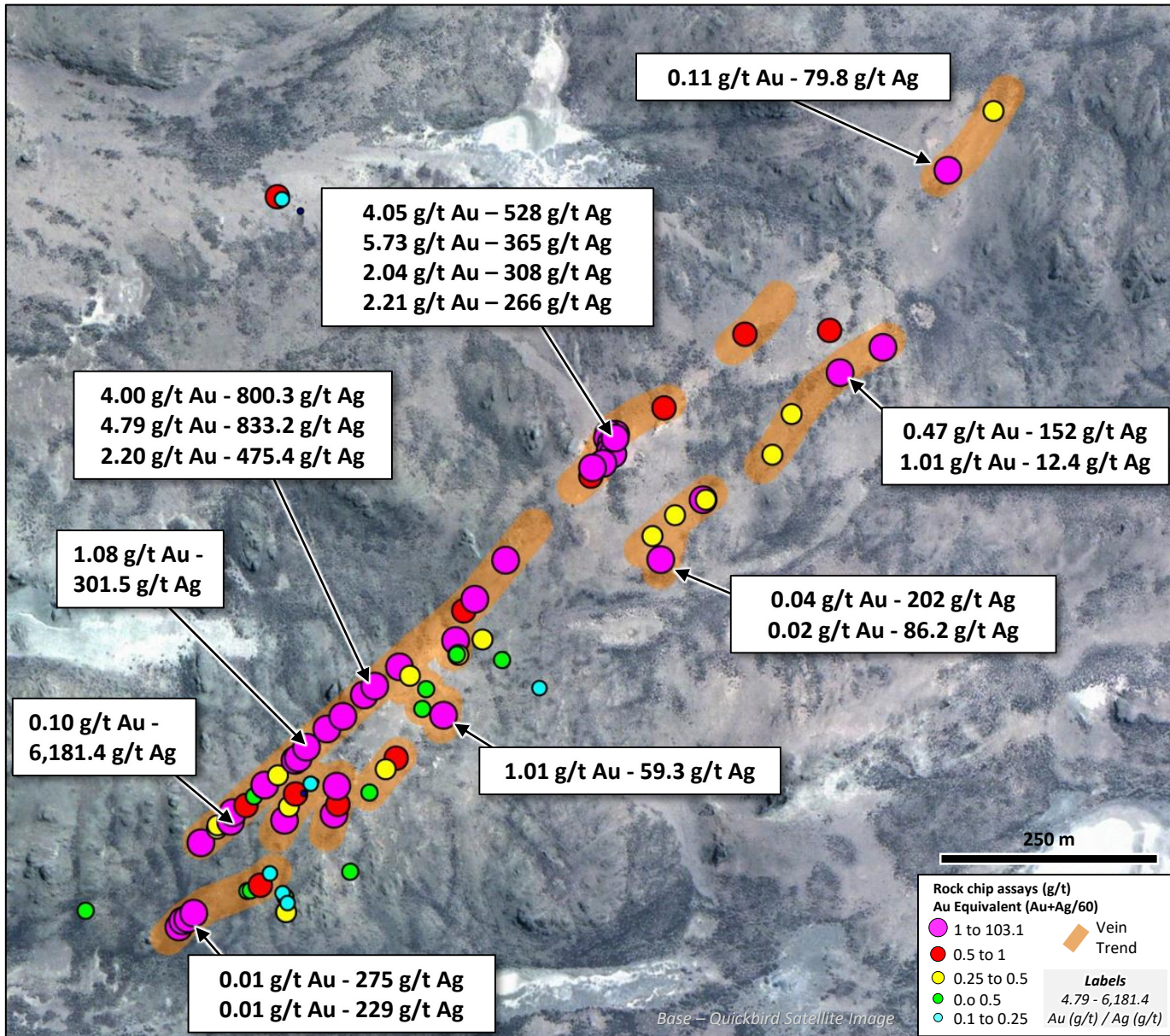
Nico Project: New District Scale Target with Bonanza Grade Silver + Gold at Surface



- Newly recognized outcropping Silver + Gold district
- 3 new prospects identified to date
- Bonanza grade Gold + Silver rock chips at surface
- Mirasol channel sampling in progress – Resolution


- Within trucking distance to nearby mines
- Manantial Espejo – Pan American Silver/ Martha – Hunt Mining
- Large, under explored land package: 78,000 ha
- High grade Intermediate Sulfidation Au + Ag Epithermal target
- Multiple prospects with mineralized vein-breccia zones
- Peak grades from rock chip sampling:
Up to 35 g/t Au; Up to 6,000 g/t Ag

Nico Project: Resolution Prospect Rock Saw Channel Sampling in Progress

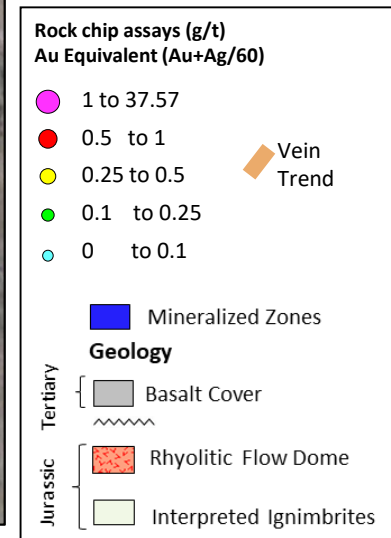
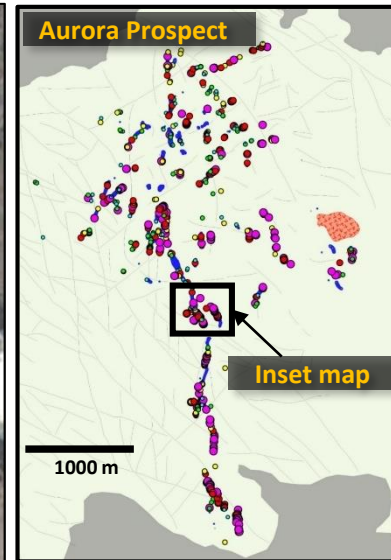
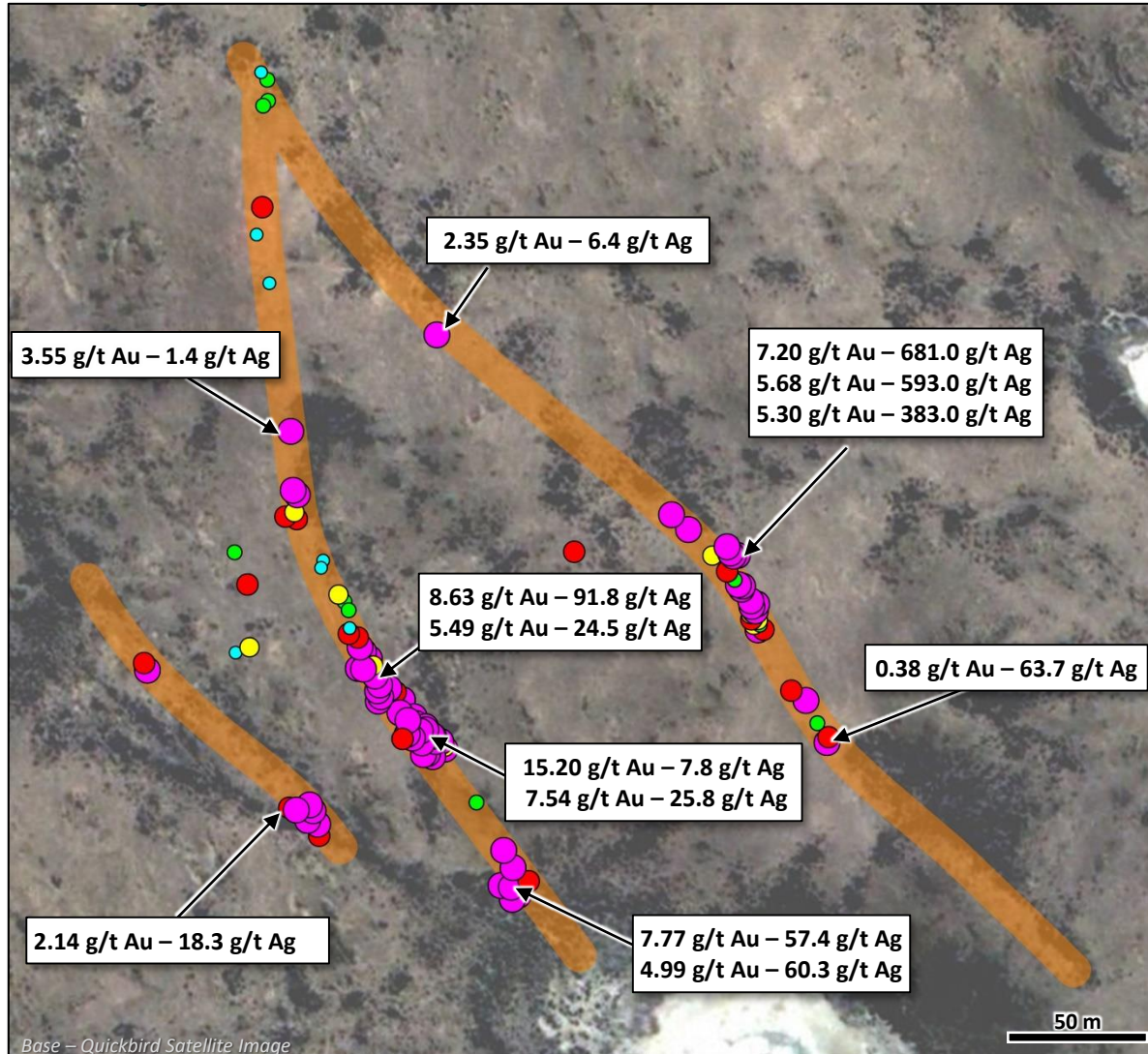


→ Resolution Prospect: Priority target for high grade gold / silver mineralization

- 97 rock chip samples assays up to 5.73 g/t Au and 6,181.4 g/t Ag
- Parallel mineralized structures with intervening zones of sheeted and stockwork veinlets
- 1.25 Km long zone, defined by parallel 0.1 to 1.0 m wide veins and intervening stockwork veinlets, that combine to up to 80 m wide zones



Nico Project: Aurora Prospect Infill Rock Chip Sampling and Mapping in Progress



→ Aurora Prospect: Priority drill targets for high grade gold / silver mineralization

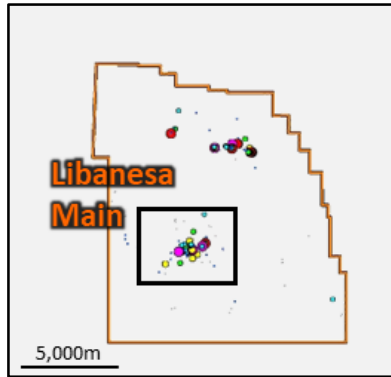
- Aurora 4 x 2 km area with multiple vein trends defined by high grade rock chip assays
- 1113 rock chip samples assays up to 35.09 g/t Au and 2,095.9 g/t Ag
- Inset figure, 2 x 350m long structures, multiple rock chip samples with peak assays of 15.2 g/t Au and up to 681 g/t Ag



Libanesa Ag - Au Breccia Pipe

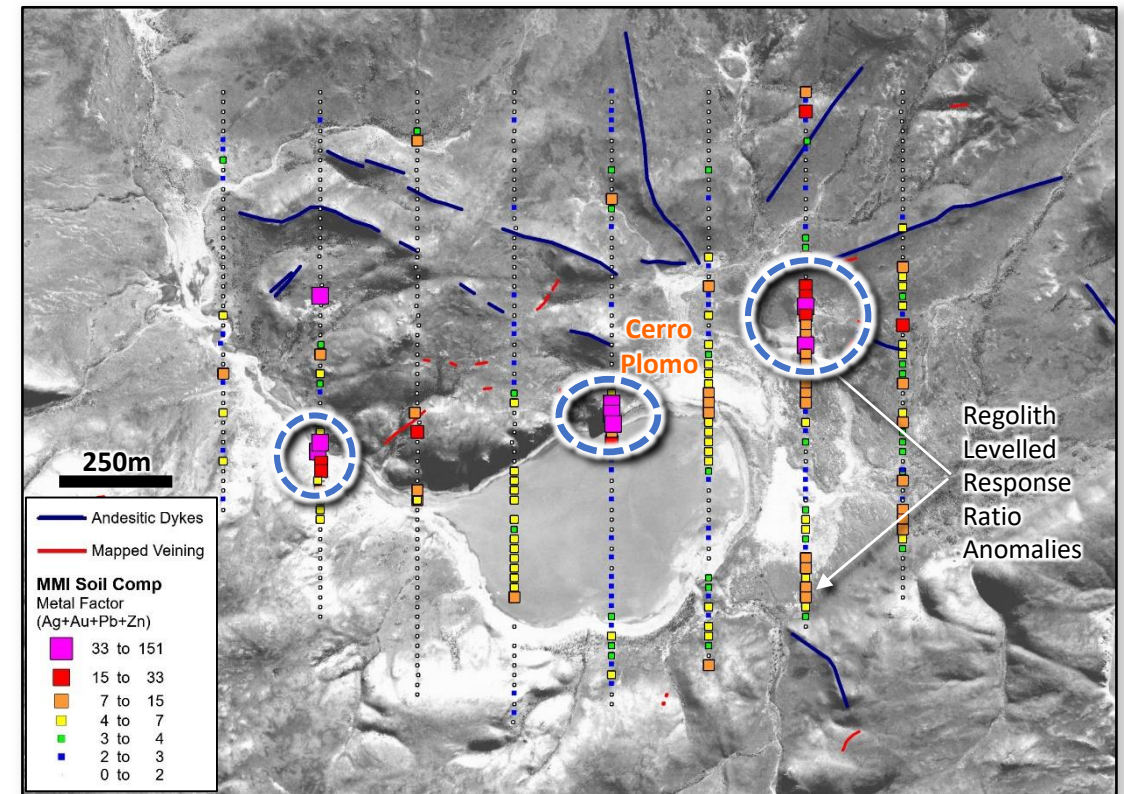
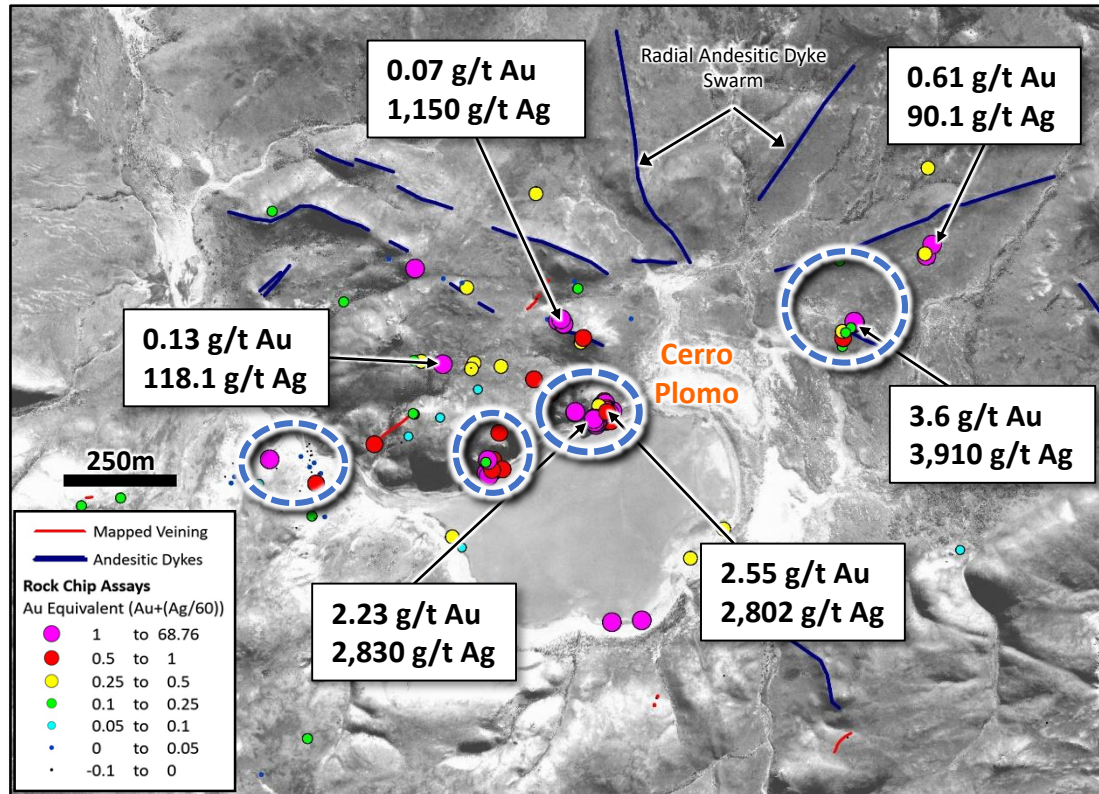


Libanesa Project: Undrilled Gold / Silver / Base Metal Breccia Pipe and Vein Targets

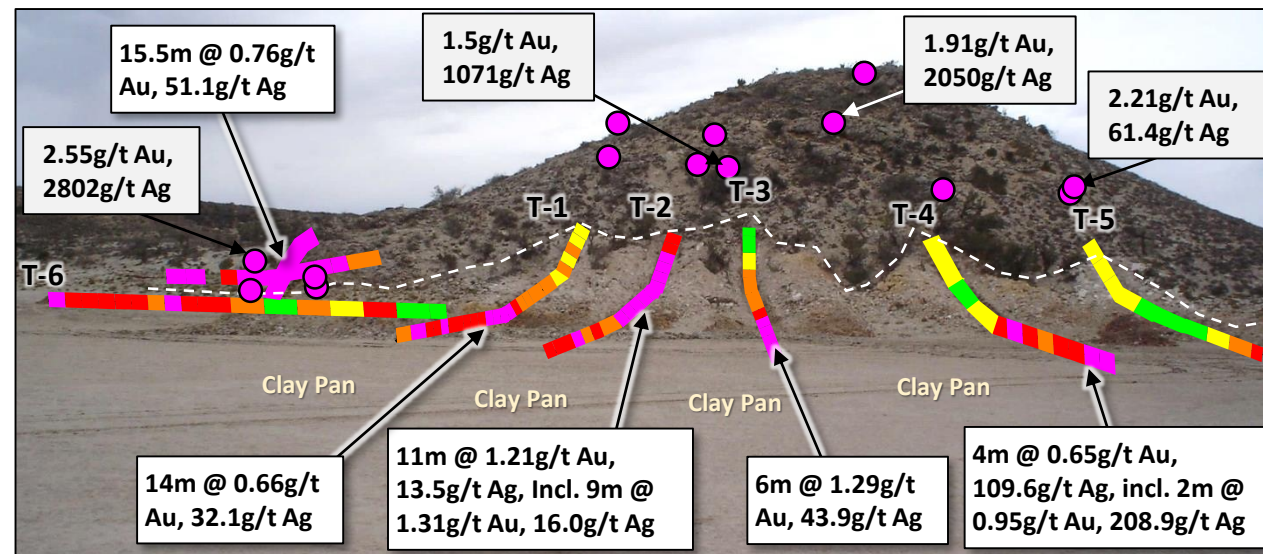
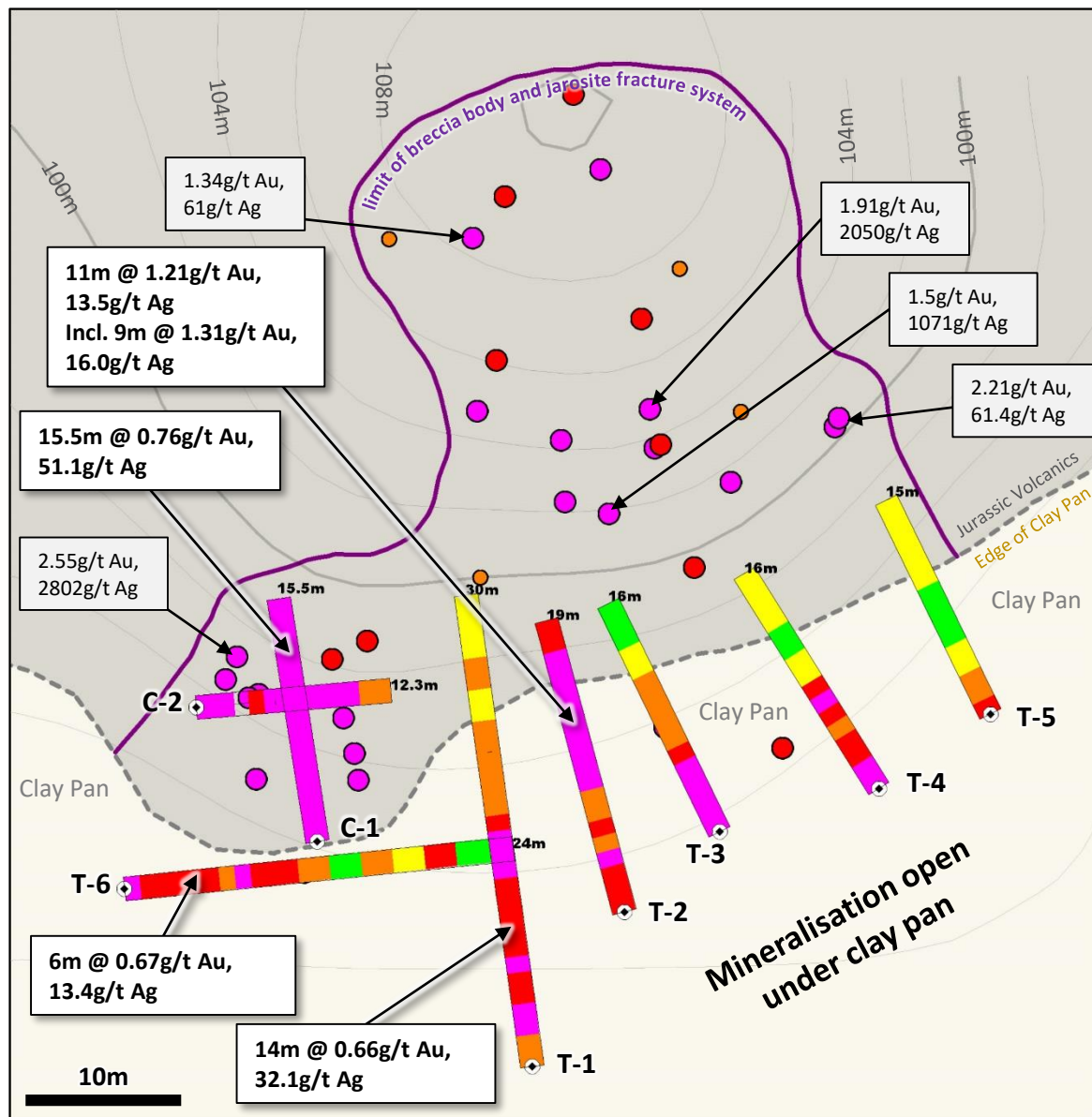


→ High grade Ag/Au/Pb/(Te) breccia pipe and epithermal quartz vein

- Andesitic radial dykes locally argillic / pyritic alteration of dykes
- Rock chip, MMI soils and Audio-Frequency Magnetotellurics (AMT) geophysics define 5 prospect areas
- Rock chip assays – Ag up to 3,910 g/t and Au up to 3.6 g/t
- Covered AMT geophysics conductivity anomalies suggest possible large sulphide targets underlying Cerro Plomo breccia and clay pan



Libanesa Project: Cerro Plomo Prospect Ag / Au / Pb Breccia, Rock Chip Select and Trench Channel Results



Trench Assay Trace
Au Equivalent (Au+Ag/60)

1 to 13.27
0.5 to 1
0.25 to 0.5
0.1 to 0.25
0.05 to 0.1

Rock Chip Assays
Au Equivalent (Au+Ag/60)

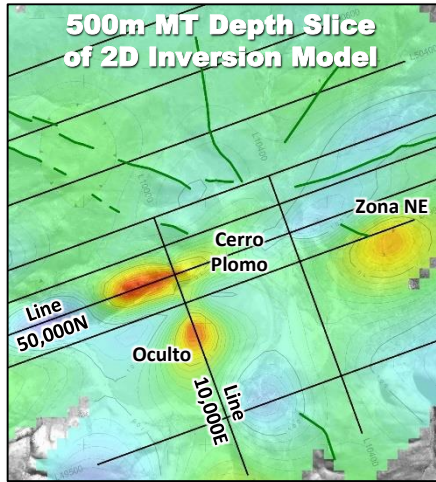
1 to 49.4
0.5 to 1
0.25 to 0.5
0.1 to 0.25
0.05 to 0.1
0 to 0.05
-0.1 to 0

→ Breccia Mineralization remains open under cover of clay pan

- 50 x 60 m Breccia hill on edge of +500 m diameter clay pan
- Select rock chip sampling of breccia matrix with assays up to 2.55 g/t Au and 2802 g/t Ag
- Trenching of covered edge of clay pan returned broad intervals of anomalous Au / Ag mineralization

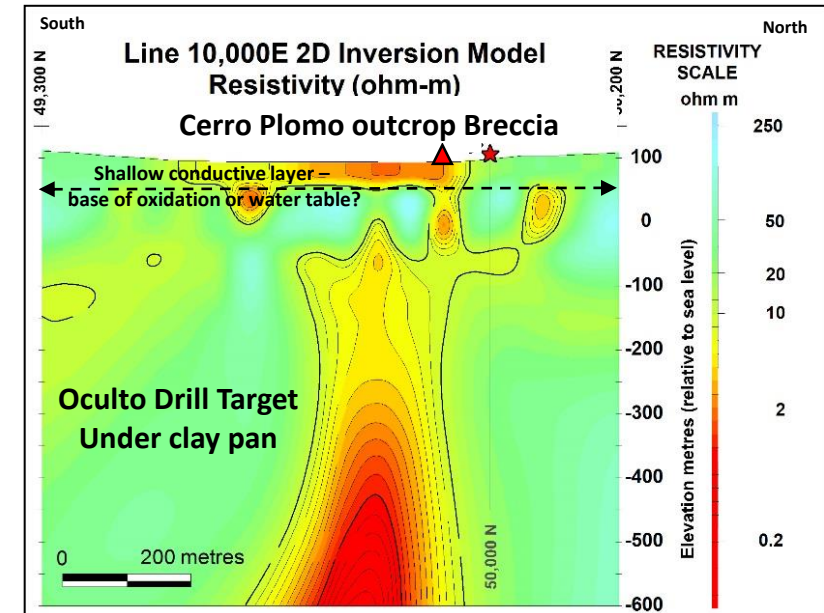
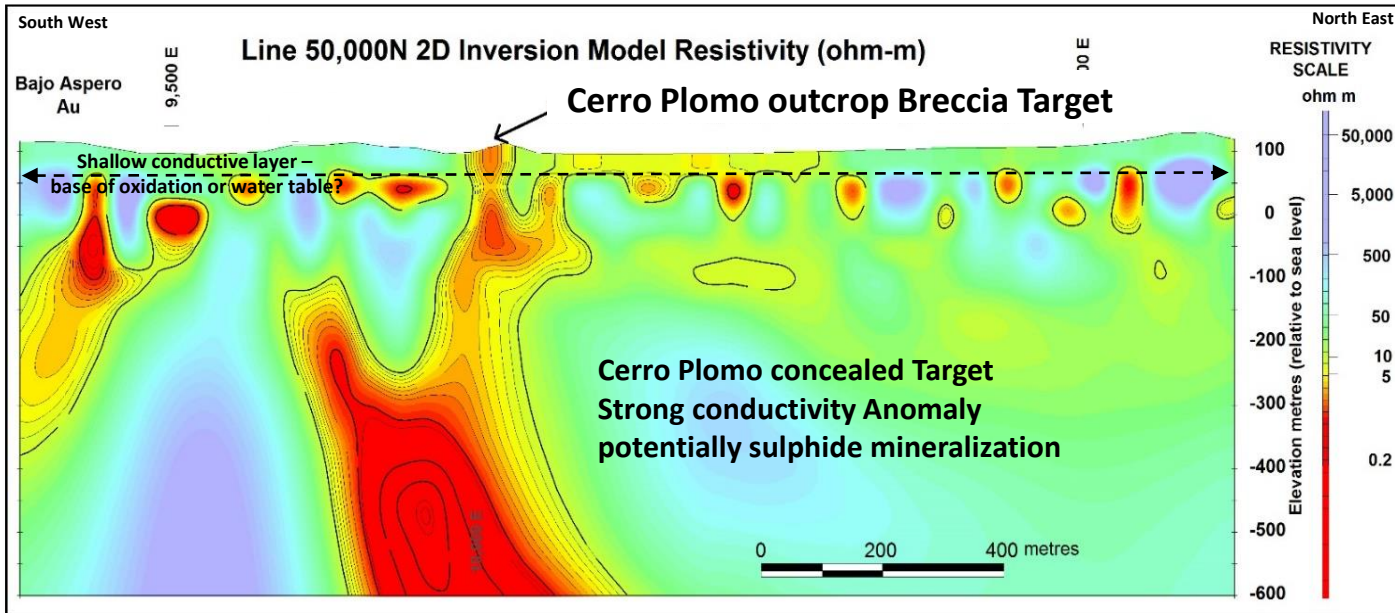
Libanesa Project: Cerro Plomo Prospect

AMT Geophysical Survey – Cross Sections of 2D Inversions



→ AMT Geophysical Survey highlights strong conductivity anomalies:

- Cerro Plomo concealed target
- Oculito target
- Zona NE target
- AMT conductivity anomalies of this magnitude can indicate sulphide accumulations
- May suggest a series of breccia pipe targets at the prospect

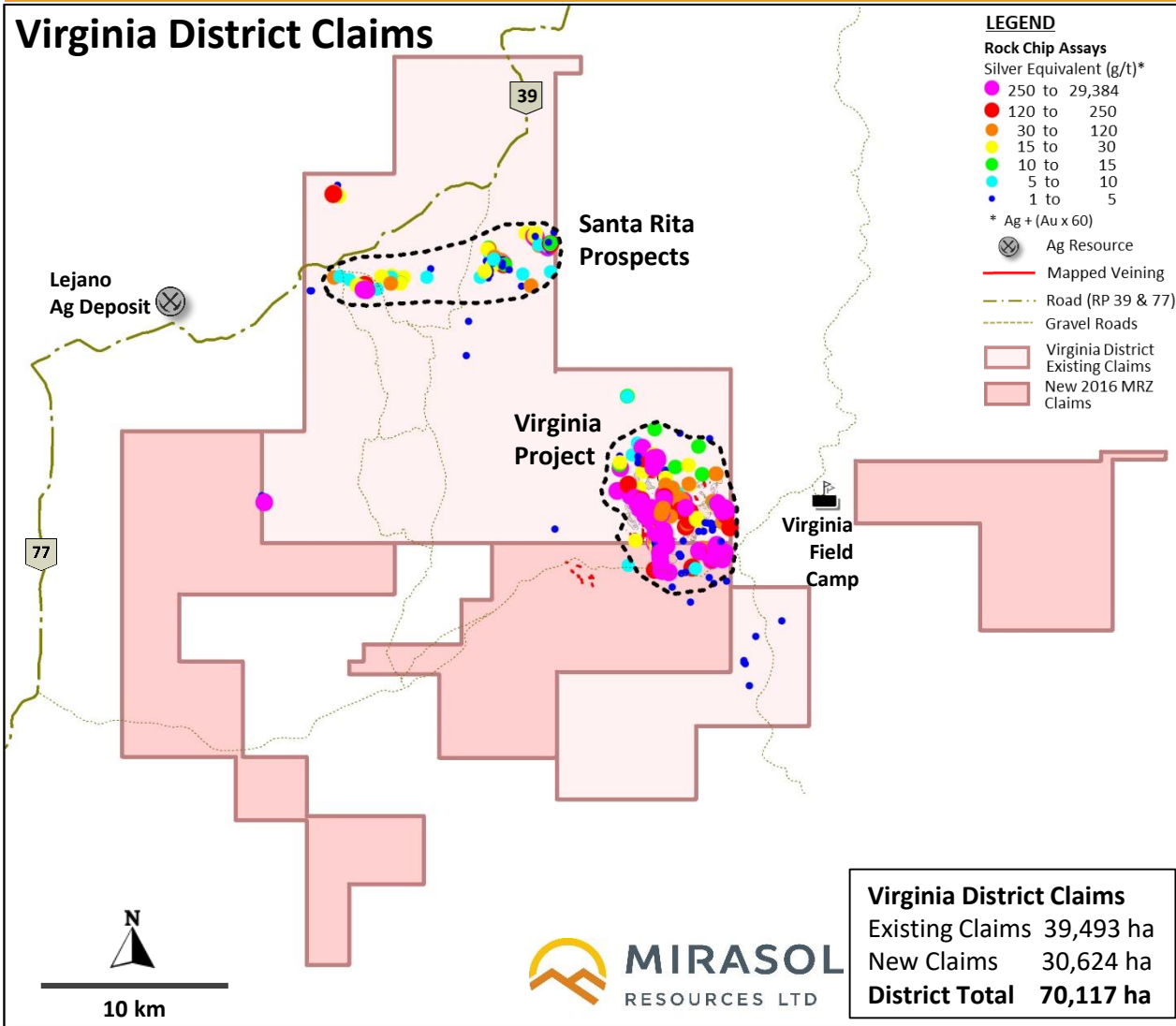




MIRASOL
RESOURCES LTD

Virginia Ag Project and Resource





→ NI 43-101 within conceptual pit resource ^[1]

- Indicated 11.9 Million oz contained within 1.197 Mt @ 310 g/t Ag (10 oz/t Ag) ^[2]

- Inferred 3.1 Million oz contained within 0.460 Mt @ 207 g/t Ag (6.7 oz/t Ag)

→ 2016 Mirasol acquired new claims to consolidate Virginia district

→ Reconnaissance of new claims identified new trends of vein float with multiple assays >500 g/t Ag, with a peak assay of 6,586.3 g/t Ag (212.5 oz/t Ag)

→ Suggesting potential for new untested veins

- Virginia district – Approx. 7.6 km of outcropping mineralized epithermal veins
- Seven silver deposits outlined by over 23,000 m of diamond drilling with best drill intercepts:

37.6m @ 312 g/t Ag
26m @ 326 g/t Ag
79.9m @ 125 g/t Ag

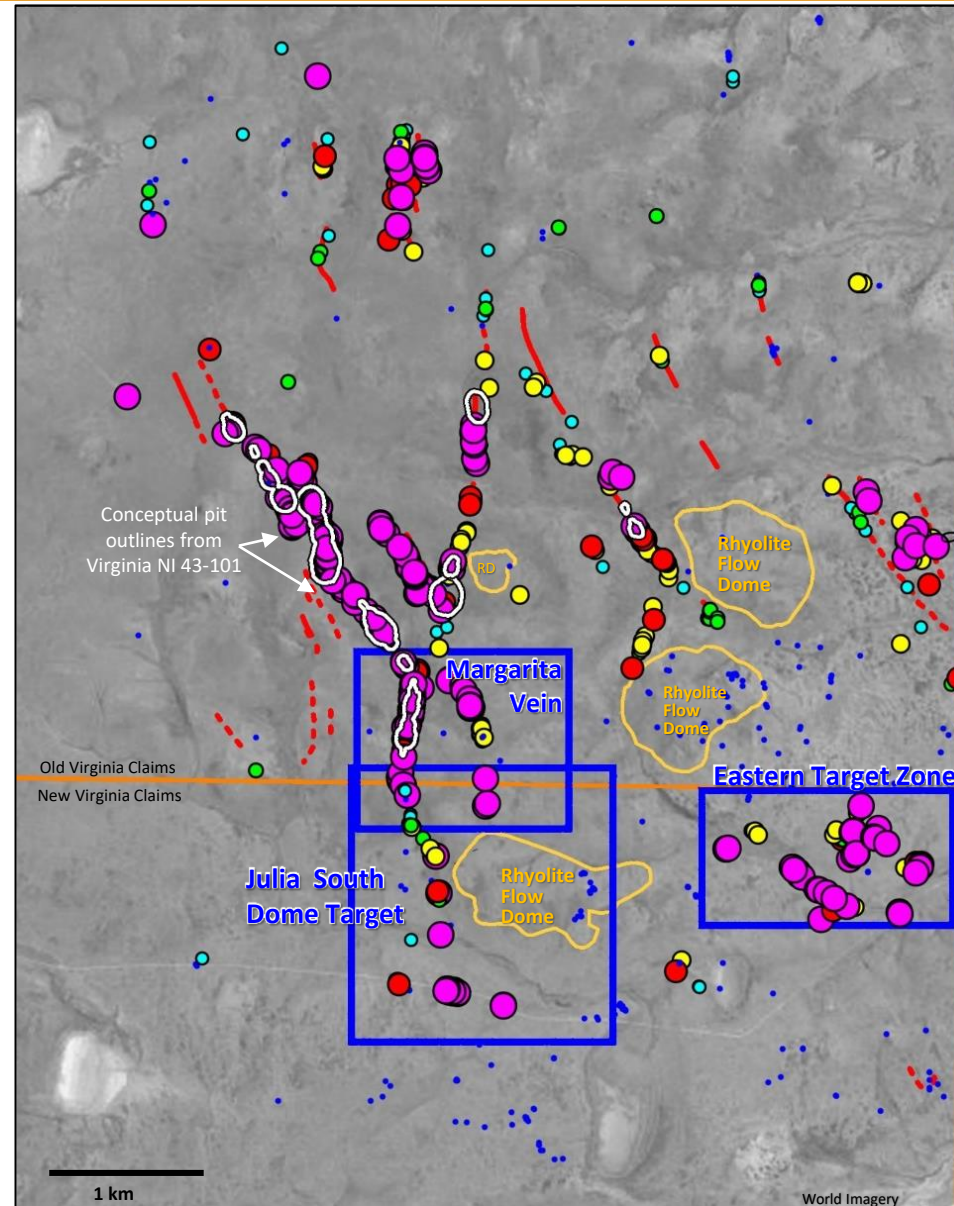
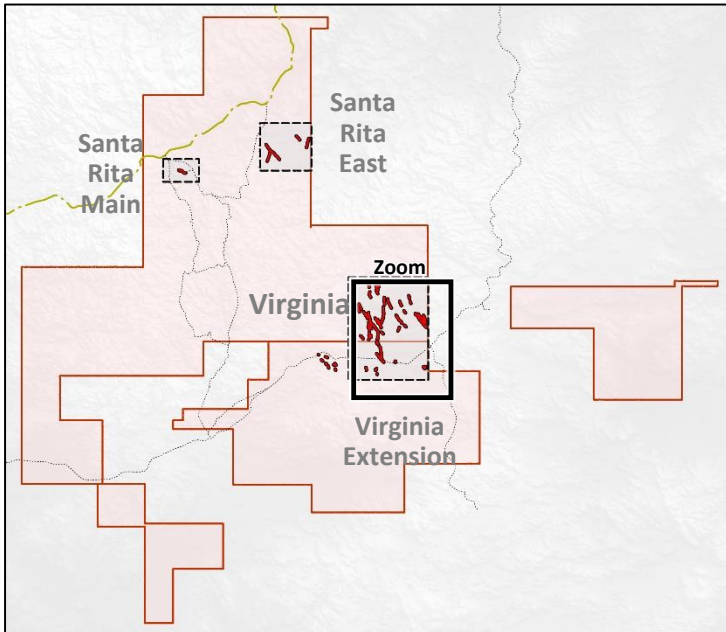
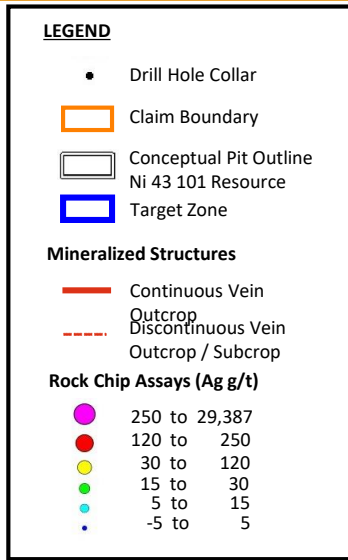
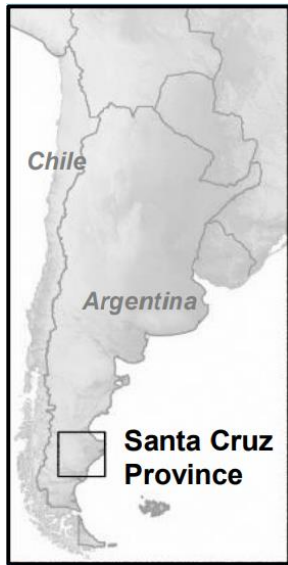
- Metallurgy confirms good recovery rates for Ag

- Surface rights (Estancia) 100% Mirasol owned over entire prospect area → facilitate further exploration or development

^[1]The resources used for determining the Conceptual Pits comprise globally 28% Inferred tonnes which contribute 20% of contained metal to the modelling. These Conceptual Pits estimates are limited by the following: there are no geotechnical studies to support assumed pit slopes; no hydrogeological studies to examine groundwater flows/dewatering; limited (scoping study level) of metallurgical studies; there are no estimates of taxes or costs of financing included. Mineral resources which are not Mineral reserves do not have demonstrated economic viability. Inferred Mineral Resources have a high degree of uncertainty as to their existence, and great uncertainty as to their economic and legal feasibility. It cannot be assumed that all or any part of an Inferred Mineral Resource will ever be upgraded to a higher category. Tonnes, grade values, and contained silver metal quantities may differ due to rounding.

^[2] All instances of Ag assays represented by the abbreviation oz/t = troy ounces per metric tonne

Virginia Project: New Target Areas with High Grade Silver Rock Chip Assays



→ Recently reported high grade rock chip assays suggest potential for multiple new silver vein trends

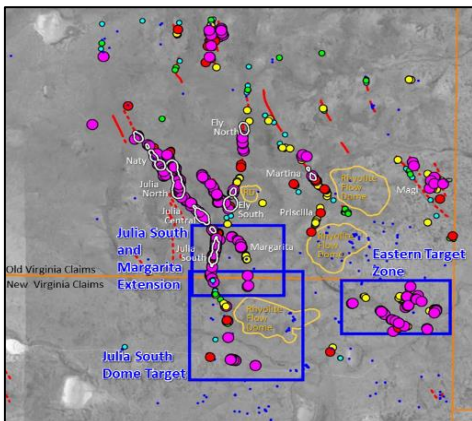
- Prospected 1/3 of new claims area identifying areas with high grade silver subcrop and aligned float blocks
- Suggesting potential for multiple new vein trends rock chip assays up to 6,586.3 g/t Ag (212.5 oz/t Ag)
- Geophysics and trenching planned to prioritize areas for drill testing

Virginia Project: Julia South and Margarita Extension - Rock Chip Assays

New Rock chip assays

All Rock chip assays

- New sampling with thematic assay ranged colouring
- Pre-2016 sampling: grey



LEGEND

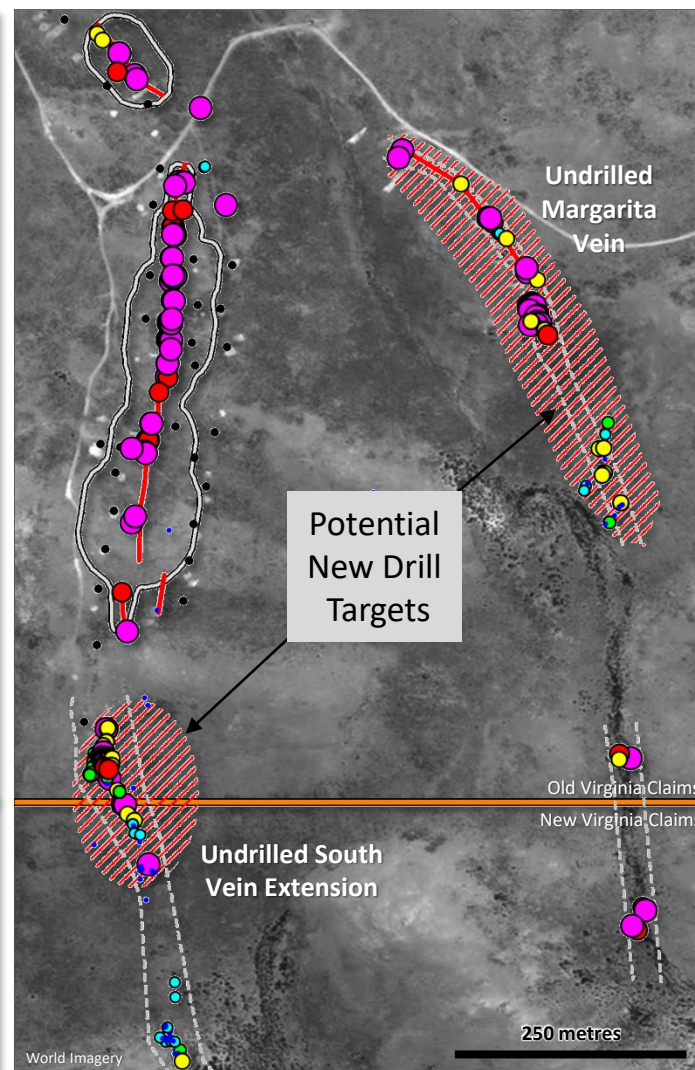
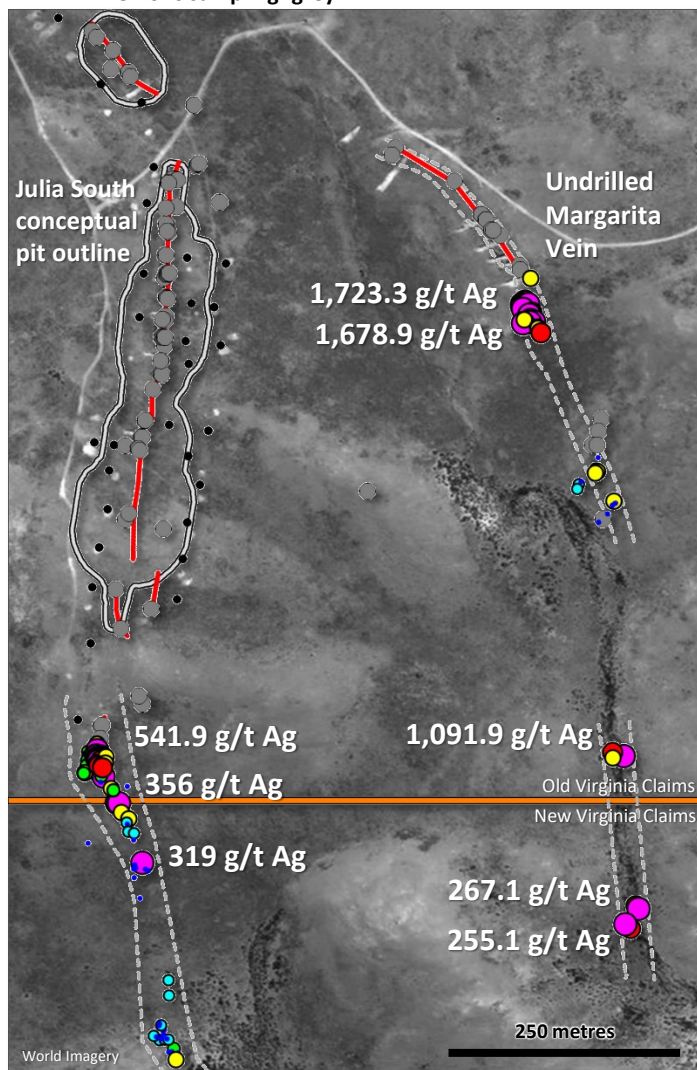
- Drill Hole Collar
- Rock Chip Samples pre-2012 drill campaign
- Claim Boundary
- Conceptual Pit Outline

Mineralized Structures

- Continuous Vein Outcrop
- - - Discontinuous Vein Outcrop / Subcrop
- - - Mineralized Vein Float Corridor

Rock Chip Assays (Ag g/t)

- 250 to 3,170
- 120 to 250
- 30 to 120
- 15 to 30
- 5 to 15
- -5 to 5

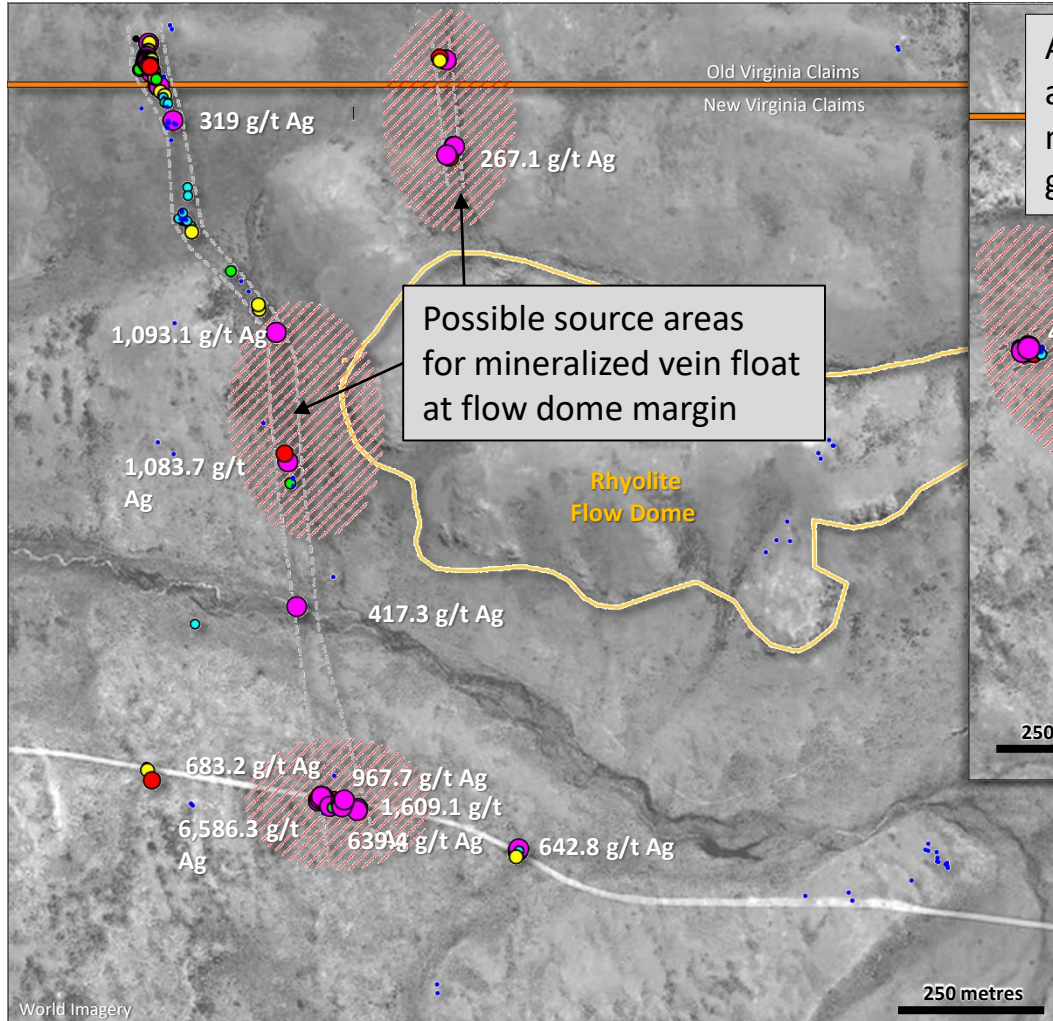


→ Surface silver mineralization at Margarita vein has now been traced over a 450 m strike-length

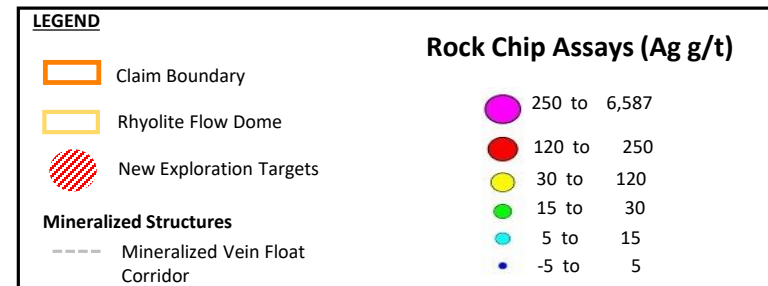
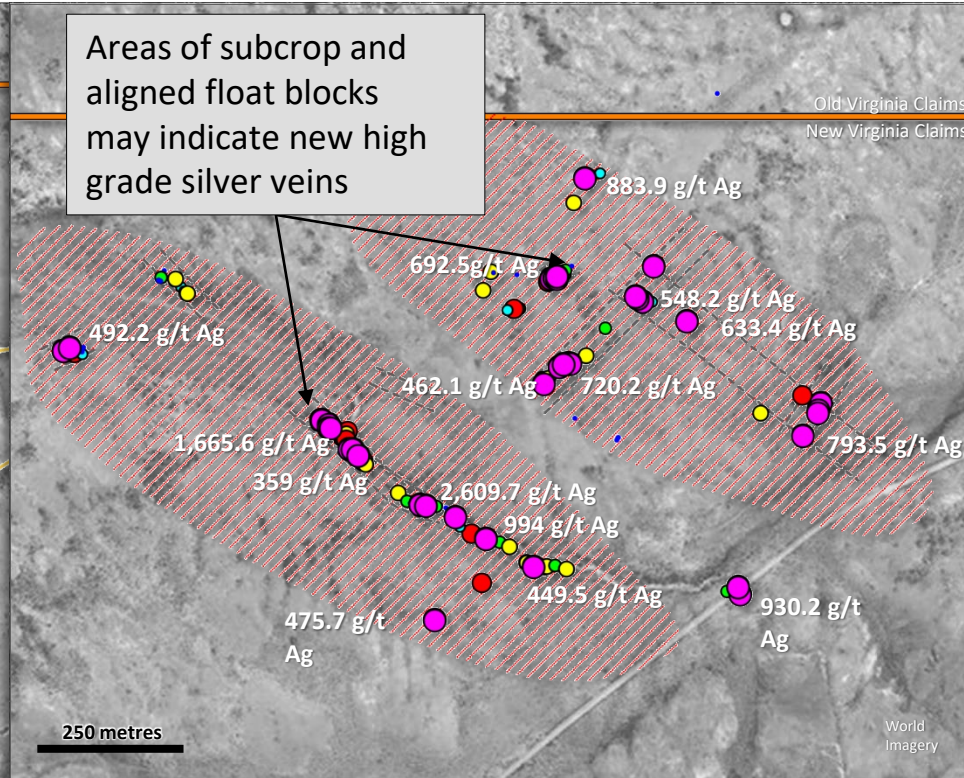
- Defined by 65 trench and rock chip samples
- Assays ranging from below detection (BDL, <0.5g/t Ag) up to 1,723.3 g/t Ag
- Overall average 366.0 g/t Ag (11.8 oz/t Ag) from trench channel and rock chip sampling

Virginia Project: New Exploration Targets at Julia South Dome and Eastern Zone

Julia South Dome Target



Eastern Target Zone - Rock Chips



→ Julia South Dome and Eastern Target zone; multiple trends of aligned float blocks suggest potential for new vein trends concealed by shallow soil cover

- Julia South Dome: currently defined by 144 rock chip samples with assays ranging from BDL to a peak of **6,586.3 g/t Ag, averaging 186.8 g/t Ag (6.0 oz/t Ag)**
- East Zone: currently defined by 150 rock chip samples with assays ranging from BDL to a peak assay of **2,609.7 g/t Ag, averaging 176.2 g/t Ag (5.7 oz/t Ag)**
- Assays report to epithermal vein-breccia blocks that range up to 0.88 m in width

Virginia Project: Eastern Zone High Grade Silver Float Blocks



Outcrop of Julia Central Resource Area: Prominent Vein Outcrop



Channel Sample Julia Central



Outcrop of Julia North Vein



Aligned Float Blocks - Eastern Zone Target



Vein Breccia Float Block Sample 695.2 g/t Ag



Vein Breccia Float Block Sample
1,665.5 g/t Ag



MIRASOL
RESOURCES LTD

In Summary



- **An Expanded Exploration Strategy to Accelerate Drill Testing of our Prospective Au Ag Cu Portfolio**
- **Strong News Flow from an exploration and business development initiatives**

- Exploration results from the Zeus US\$750,000 program
- Exploration results from the Altazor US\$1.5 Million program
- Exploration results from Virginia Surface sampling
- Exploration results from Nico Resolution channel sampling
- Results from drilling program at Atlas – Titan and plans with projects post JV
- Results at Claudia 2,200m of drilling
- Aggressive business development strategy for deals on JV ready projects
- Exploration programs and results from 100% owned Mirasol gold and silver projects

Capital Structure	<ul style="list-style-type: none">Well-funded<ul style="list-style-type: none">C\$ 19 M cash (March 31, 2018)Private Placement in June, 2018 added C\$ 8.6 M to the treasuryConservative capital structure<ul style="list-style-type: none">53.3 M shares outstanding3 M Stock options outstanding2.16 M warrants outstanding (C\$ 3.00, expiring June, 2020)Aligned interest with ~30% insider position
Skills	<ul style="list-style-type: none">Leading-edge technology and discovery team
Portfolio	<ul style="list-style-type: none">Multiple Active JVs – strong partners, strong projects, strong dealsLarge portfolio of drill-ready projectsPipeline of early stage projects in Chilean / Argentine world-class mineral belts

Please visit our website and register to follow the Mirasol story

www.mirasolresources.com